



 Longitude
Modular Cabinetry & Casework





Drawer Door Base

Shown in Seria | SRA

i Reconfigurable Modularity

Longitude is a modular cabinetry system of interchangeable components for today's healthcare facilities. Configurations for patient rooms, exam rooms, caregiver work areas and other clinical spaces are easily installed. Reconfigurable Modularity means the same casework and counter tops can be reused when facility growth or remodeling changes the original layout or function.



Drawer Door/Base Cabinets

item	w	d	h
LODB181824*	18"	17.5"	24"
LODB241824*	24"	17.5"	24"
LODB301824	30"	17.5"	24"
LODB361824	36"	17.5"	24"

**Single door unit please specify Left or Right by denoting "L" or "R"
Shown in Norway | NWY (above) & Seria | SRA (left)*

Sustainable Manufacturing & LEED Points



Hinged Door Base Cabinets

item	w	d	h
LOHC181824*	18"	17.5"	24"
LOHC241824*	24"	17.5"	24"
LOHC301824	30"	17.5"	24"
LOHC361824	36"	17.5"	24"

**Single door unit please specify Left or Right by denoting "L" or "R"
Shown in Aria | ARA*



Hinged Door Sink Base Cabinets

item	w	d	h
LOSCD181824*	18"	17.5"	24"
LOSCD241824*	24"	17.5"	24"
LOSCD301824	30"	17.5"	24"
LOSCD361824	36"	17.5"	24"


**Single door unit please specify Left or Right by denoting "L" or "R"
Shown in Pewter Pine | PWP*





Environmental

Longitude supports sustainable manufacturing by partnering with suppliers who share our commitment to "green" stewardship of the environment. Our LEED endorsements promote the reduction of air pollutants, waste and material usage, while improving air quality and promoting occupant wellness. Longitude can contribute to LEED points for materials and resources 4.1, 4.2, and 5.2. Intensa uses 100% recycled wood fiber.



Designer Friendly



Wall Mount Laptop Station

item	w	d	h
LOWMLTS	20"	4"	20"
LOWMLTS-LPC*	20"	4"	20"

*With optional locking pharmaceutical insert
Shown in Stratis Walnut | WNT

Knee Clearance/ADA Sink Base

Shown in Pewter Pine | PWP



Wall Cabinets Sanitary Slope Top Standard

item	w	d	h
LOWC181224*	18"	12"	24"/28"***
LOWC241224*	24"	12"	24"/28"***
LOWC301224	30"	12"	24"/28"***
LOWC361224	36"	12"	24"/28"***

*Single door unit please specify Left or Right by denoting "L" or "R"

**Finished height of 28" to include slope top


Shown in Cider | CDR



i *Architectural Vision*

Longitude empowers architects, designers and facility planners to create a warm, inviting environment with an extensive selection of design options. With Longitude you can create a positive patient experience while maximizing efficiency for the healthcare provider.

Practical & Economical



Glove Box Cutouts with Glove Bins

item	s	m	l
GB1x	3" x 4"	3" x 5"	3" x 6"
GB2x	3" x 4"	3" x 5"	3" x 6"
GB3x	3" x 4"	3" x 5"	3" x 6"

*For hole size to match glove box size please specify: Small-S (3"x 4"), Medium-M (3"x 5") or Large-L (3"x 6")
Shown in Norway | NWY (above) & Aria | ARA (left)*





Counter Tops

Standard high pressure laminate counter top with heavy-duty impact resistant edge treatment and stainless drop-in sink

Contact sales for optional non-standard finishes

i Adaptation

Rapidly changing healthcare facilities must continually evolve to efficiently serve patients. Longitude's design and modularity help today's healthcare providers support current and future patient care and satisfaction.

Flexible & Reconfigurable



Knee Clearance/ADA Sink Base

item	w	d	h
LOSC181824KNC	18"	17.5"	24"
LOSC241824KNC	24"	17.5"	24"
LOSC301824KNC	30"	17.5"	24"
LOSC361824KNC	36"	17.5"	24"

Shown in Cocoa Pecan | CCP

Environmental Commitments and LEED Credits

i Special Feature: Finished Laminate Panels

- Contains pre-consumer recycled content
- Recyclable or biodegradable after use
- Contributes to LEED 2009 or LEED V4 credits [www.usgbc.org]
- Local/regional materials
- Rapidly renewable or bio-based materials
- Certified wood
- Low-emitting composite wood and materials
- Building products - Environmental Product Declaration (EPD)
- Building products - raw material sourcing disclosure
- Indoor Environmental Quality

It's important to note that no interior furnishings, individually or collectively, can guarantee a specific number of points for LEED certification

i LEED 2009 Potential Credits: High Pressure Laminate Counters

MR 4 Recycled Content

Wilsonart® Laminate (Types 335, 735) contains a minimum of 34% post-consumer recycled content SCS-MC-002028. This is the highest percentage of post-consumer content in our industry (as published on our competitors' websites).

MR 5 Regional Materials

Wilsonart® Laminate is manufactured in Temple, Texas and Fletcher, North Carolina.

MR 6 Rapidly Renewable Materials

Approximately 10% of Wilsonart® Laminate contains wood from rapidly renewable resources; primarily eucalyptus.

IEQ 4.5 Low-Emitting Materials – Systems Furniture and Seating

Wilsonart® Laminate exceeds the industry's highest standards for Indoor Air Quality, with UL GREENGUARD Gold Certification for low chemical emissions on all laminate types.

Wilsonart® Laminates received SCS Indoor Advantage™ Gold SCS-IAQ-02654 certification by SCS Global Services.

i Sustainable Value

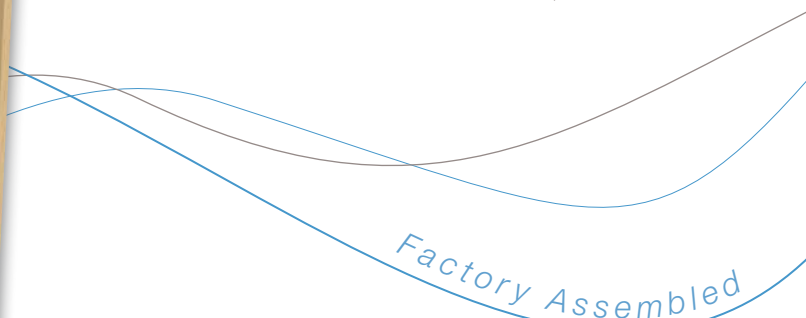
Longitude's flexible solutions facilitate cost savings during installation, purpose updates, reconfigurations and replacement of damaged components. Longitude depreciates in 7 years as compared to 39 years for a fixed or built-in product.



Storage & Shelves
Shown in Cider | CDR



Wardrobe & Mirror
Shown in Norway | NWY



Storage Cabinet with Shelves

item	w	d	h
LOTSC181872*	18"	17.5"	72"/76"***
LOTSC241872*	24"	17.5"	72"/76"***

*Single door unit please specify Left or Right by denoting "L" or "R"

**Finished height of 76" to include slope top

Shown in Cider | CDR (above) & Aria | ARA (right)

Wardrobe Cabinet with Mirror

item	w	d	h
LOWDC181872*	18"	17.5"	72"/76"***
LOWDC241872*	24"	17.5"	72"/76"***

*Single door unit please specify Left or Right by denoting "L" or "R"

**Finished height of 76" to include slope top

Shown in Norway | NWY (left) & Aria | ARA (right)



Exterior
Shown in Aria | ARA

i *Thoroughly Cleanable*

In addition to pleasing aesthetics, Longitude is designed for easy cleaning. All Longitude finishes meet today's healthcare facilities' stringent housekeeping requirements. Most importantly, cabinetry floor clearance provides proper cleaning access.



Three Drawer Base Cabinet

item	w	d	h
LODF181824A	18"	17.5"	24"
LODF241824A	24"	17.5"	24"
LODF301824A	30"	17.5"	24"
LODF361824A	36"	17.5"	24"

Shown in London Gray | LGY (above) & Norway | NWY (above right)



Three Drawer Base
Shown in Norway | NWY

Transformable Modification



Sink Base Cabinet

item	w	d	h
LOSC181824	18"	17.5"	24"
LOSC241824	24"	17.5"	24"
LOSC301824	30"	17.5"	24"
LOSC361824	36"	17.5"	24"

Shown in Sable | SAB



Two Drawer Base Cabinet

item	w	d	h
LODF181824B	18"	17.5"	24"
LODF241824B	24"	17.5"	24"
LODF301824B	30"	17.5"	24"
LODF361824B	36"	17.5"	24"

Shown in Cocoa Pecan | CCP





A Better Healing Environment at Any Angle

- Longitude casework can be reconfigured and moved to accommodate changing needs, unlike fixed or built-in cabinetry
- Cabinet units are shipped fully assembled to maintain true and accurate cabinet alignment
- Longitude casework is finished with a decorative, thermally fused laminate on all surfaces for infection control and a finished look without substrate absorption. Longitude panels meet the BIFMA/ANSI laminate testing requirements
- All back, door and drawer edges are finished with heavy-duty edge banding. Hardware choices provide more design options and can change with trends or future reconfiguration
- High pressure laminate counter top with heavy-duty impact resistant edge treatment is standard
- Adjustable wall hanging hardware provides proper cabinet alignment during installation
- Intensa can provide a quotation plus complimentary 2D & 3D drawings. CAD or dimensional drawings required
- Seven year limited warranty on casework (except surface tops and accessories). One year limited warranty on surface tops and accessories. See full warranty details at intensa.net
- Longitude panels are third party certified (California ARB approved TPC-1) to comply with CCR 93120.2 (CARB Composite Wood ATCM) and conform to ANSI A208.1-2009 requirements for particleboard formaldehyde emission

⚠ Casework Warning:


Intensa does not provide fasteners for wall hanging applications. **Installers are responsible for furnishing and installing sufficient numbers of the correct fasteners for installation.** Installer should always attach wall hanger device into a structural member or into a heavy-duty toggle mechanism, as appropriate for the wall construction and the anticipated load requirements




Longitude Standard Casework Finish Guide



Black
BLK



Icicle
ICE



Auburn
AUB




Stratis Walnut
WNT




Cider
CDR




Seria
SRA



Norway
NWY




London Gray
LGY



Folkstone Gray
FGY




Ganache
GAN




Sable
SAB



Cocoa Pecan
CCP



Pewter Pine
PWP



Aria
ARA

i Exam Tables, Stools and Chairs are also available through Intensa. Contact your Intensa Representative for details.

Intensa, Inc. | P.O. Box 5981 | High Point, NC 27262 | USA
+1.888.636.2660 | sales@intensa.net | intensa.net

Manufactured in the USA
GF1900048RevA19

