



Latitude

Modular Cabinetry & Casework





Drawer Door Base
Shown in Cider | CDR

Reconfigurable Modularity

Latitude is a modular cabinetry system of interchangeable components for today's healthcare facilities. Configurations for patient rooms, exam rooms, caregiver work areas and other clinical spaces are easily installed. Reconfigurable Modularity means the same casework and counter tops can be reused when facility growth or remodeling changes the original layout or function.



Drawer Door/Base Cabinets

item	w	d	h
LADB181824*	18"	17.5"	24"
LADB241824*	24"	17.5"	24"
LADB301824	30"	17.5"	24"
LADB361824	36"	17.5"	24"

**Single door unit please specify Left or Right by denoting "L" or "R"
Shown in Seria | SRA (above) & Cider | CDR (left)*

Sustainable Manufacturing & LEED Points



Hinged Door Base Cabinets

item	w	d	h
LAHC181824*	18"	17.5"	24"
LAHC241824*	24"	17.5"	24"
LAHC301824	30"	17.5"	24"
LAHC361824	36"	17.5"	24"

**Single door unit please specify Left or Right by denoting "L" or "R"
Shown in Norway | NWY*



Hinged Door Sink Base Cabinets


item	w	d	h
LASCD181824*	18"	17.5"	24"
LASCD241824*	24"	17.5"	24"
LASCD301824	30"	17.5"	24"
LASCD361824	36"	17.5"	24"

**Single door unit please specify Left or Right by denoting "L" or "R"
Shown in London Gray | LGY*



Environmental

Latitude supports sustainable manufacturing by partnering with suppliers who share our commitment to "green" stewardship of the environment. Our LEED endorsements promote the reduction of air pollutants, waste and material usage, while improving air quality and promoting occupant wellness. Latitude can contribute to LEED points for materials and resources 4.1, 4.2, and 5.2. Intensa uses 100% recycled wood fiber.



Push-to-Open Hardware



Wall Mount Laptop Station

item	w	d	h
LAWMLTS	20"	4"	20"
LAWMLTS-LPC*	20"	4"	20"

*With optional locking pharmaceutical insert
Shown in Cocoa Pecan | CCP

Knee Clearance/ADA Sink Base

Shown in Aria | ARA



Sealed Construction

Latitude features fully sealed panels with seamless wrapped RTF edges. External handles and pulls are not used, in order to maintain barrier integrity of wood substrate for comprehensive infection control. Readily accessible with push-to-open hardware.



Wall Cabinets

Sanitary Slope Top Standard

item	w	d	h
LAWC181224*	18"	12"	24"/28"***
LAWC241224*	24"	12"	24"/28"***
LAWC301224	30"	12"	24"/28"***
LAWC361224	36"	12"	24"/28"***

*Single door unit please specify Left or Right by denoting "L" or "R"

**Finished height of 28" to include slope top


Shown in Cider | CDR



Architectural Vision

Latitude empowers architects, designers and facility planners to create a warm, inviting environment with an extensive selection of design options. With Latitude you can create a positive patient experience while maximizing efficiency for the healthcare provider.

Factory Assembled




Glove Box Cutouts with Glove Bins

item	s	m	l
GB1x	3" x 4"	3" x 5"	3" x 6"
GB2x	3" x 4"	3" x 5"	3" x 6"
GB3x	3" x 4"	3" x 5"	3" x 6"

*For hole size to match glove box size please specify:
Small-S (3"x 4"), Medium-M (3"x 5") or Large-L (3"x 6")*

Shown in Pewter Pine | PWP (above) & Norway | NWY (left)





Counter Tops

Standard solid surface counter top with integrated backsplash and sink shown in Designer White

Contact sales for optional non-standard finishes



Adaptation

Rapidly changing healthcare facilities must continually evolve to efficiently serve patients. Latitude's design and modularity help today's healthcare providers support current and future patient care and satisfaction.

Flexible & Reconfigurable



Knee Clearance/ADA Sink Base

item	w	d	h
LASC181824KNC	18"	17.5"	24"
LASC241824KNC	24"	17.5"	24"
LASC301824KNC	30"	17.5"	24"
LASC361824KNC	36"	17.5"	24"

Shown in Seria | SRA

Environmental Commitment and LEED Credits



Special Feature: Finished Laminate Panels

- Contains pre-consumer recycled content
- Recyclable or biodegradable after use
- Contributes to LEED 2009 or LEED V4 credits [www.usgbc.org]
- Local/regional materials
- Rapidly renewable or bio-based materials
- Certified wood
- Low-emitting composite wood and materials
- Building products - Environmental Product Declaration (EPD)
- Building products - raw material sourcing disclosure
- Indoor Environmental Quality

It's important to note that no interior furnishings, individually or collectively, can guarantee a specific number of points for LEED certification



Special Feature: Solid Surface Counters

Wilsonart® Solid Surface products are manufactured with acrylic resins, fire-retardant fillers and proprietary coloring agents that create uniform color throughout the surface thickness. Wilsonart® Solid Surfacing gives you design versatility, renewability and repairability, and the ability to virtually eliminate seam issues. Most designs can be thermoformed. Plus our solid surface is not affected by UV rays. Available in over 50 colors and designs, Wilsonart's® acrylic-based solid surfaces are ideal for a wide range of environments, where you need a surface that looks good, performs well and provides options unlike any other surfacing material.



USGBC LEED Credits may be obtained in these areas

IEQ 4.1 Low-Emitting Materials – Adhesives & Sealants
Wilsonart® Hard Surface Adhesive has attained UL GREENGUARD Gold Certification for low chemical emissions into indoor air during product usage. Credit may be obtained when Latitude is used with Wilsonart® Solid Surface counter tops.



Sustainable Value

Latitude's flexible solutions facilitate cost savings during installation, purpose updates, reconfigurations and replacement of damaged components. Latitude depreciates in 7 years as compared to 39 years for fixed or built-in product.



Storage & Shelves

Shown in Norway | NWY



Wardrobe & Mirror

Shown in Cider | CDR

Sealed Construction

Storage Cabinet with Shelves

item	w	d	h
LATSC181872*	18"	17.5"	72"/76"***
LATSC241872*	24"	17.5"	72"/76"***

*Single door unit please specify Left or Right by denoting "L" or "R"

**Finished height of 76" to include slope top

Shown in Norway | NWY (above) & London Gray | LGY (right)

Wardrobe Cabinet with Mirror

item	w	d	h
LAWDC181872*	18"	17.5"	72"/76"***
LAWDC241872*	24"	17.5"	72"/76"***

*Single door unit please specify Left or Right by denoting "L" or "R"

**Finished height of 76" to include slope top

Shown in Cider | CDR (left) & London Gray | LGY (right)



Exterior

Shown in
London Gray | LGY



Thoroughly Cleanable

In addition to pleasing aesthetics, Latitude is designed for easy cleaning. All Latitude finishes meet today's healthcare facilities' stringent housekeeping requirements. Most importantly, cabinetry floor clearance provides proper cleaning access.



Three Drawer Base Cabinet

item	w	d	h
LADF181824A	18"	17.5"	24"
LADF241824A	24"	17.5"	24"
LADF301824A	30"	17.5"	24"
LADF361824A	36"	17.5"	24"

Shown in Seria | SRA (above) & Aria | ARA (above right)



Three Drawer Base
Shown in Aria | ARA



Two Drawer Base Cabinet

item	w	d	h
LADF181824B	18"	17.5"	24"
LADF241824B	24"	17.5"	24"
LADF301824B	30"	17.5"	24"
LADF361824B	36"	17.5"	24"

Shown in Cider | CDR



Sink Base Cabinet

item	w	d	h
LASC181824	18"	17.5"	24"
LASC241824	24"	17.5"	24"
LASC301824	30"	17.5"	24"
LASC361824	36"	17.5"	24"

Shown in Sable | SAB

Transformable Modification





A Better Healing Environment at Any Angle

- Latitude casework can be reconfigured and moved to accommodate changing needs, unlike fixed or built-in cabinetry
- Cabinet units are shipped fully assembled to maintain true and accurate cabinet alignment
- Latitude casework is finished with a decorative, thermally fused laminate on all surfaces for infection control and a finished look without substrate absorption. Latitude panels meet the BIFMA/ANSI laminate testing requirements
- All back, door and drawer edges are wrapped in a durable and seamless RTF finish. Self opening hardware allows completely sealed panels
- Adjustable wall hanging hardware provides proper cabinet alignment during installation
- Intensa can provide a quotation plus complimentary 2D & 3D drawings. CAD or dimensional drawings required
- Solid Surface counter top with integrated backsplash is standard
- Seven year limited warranty on casework (except surface tops and accessories). One year limited warranty on surface tops and accessories. See full warranty details at intensa.net
- Latitude panels are third party certified (California ARB approved TPC-1) to comply with CCR 93120.2 (CARB Composite Wood ATCM) and conform to ANSI A208.1-2009 requirements for particleboard formaldehyde emission

Casework Warning:


Intensa does not provide fasteners for wall hanging applications. **Installers are responsible for furnishing and installing sufficient numbers of the correct fasteners for installation.** Installer should always attach wall hanger device into a structural member or into a heavy-duty toggle mechanism, as appropriate for the wall construction and the anticipated load requirements.



Latitude Standard Casework Finish Guide



Black
BLK



Icicle
ICE



Auburn
AUB




Stratis Walnut
WNT




Cider
CDR




Seria
SRA



Norway
NWY




London Gray
LGY



Folkstone Gray
FGY




Ganache
GAN



Sable
SAB



Cocoa Pecan
CCP



Pewter Pine
PWP



Aria
ARA

 Exam Tables, Stools and Chairs are also available through Intensa. Contact your Intensa Representative for details.

Intensa, Inc. | P.O. Box 5981 | High Point, NC 27262 | USA
+1.888.636.2660 | sales@intensa.net | intensa.net

Manufactured in the USA
GF1900047RevA19

