

Balance

2016 Product and Specification Guide Balance

A Better Healing Environment



www.intensa.net

[medical/laboratory/seating/casework/equipment](#)

Effective January 1, 2016

Balance

Evolving behavioral health requires interiors to be flexible keeping pace with providers needs along with safety and security advancements. Behavioral health facilities should enable these ongoing advances along with providing recovery that promotes positive healing out comes. Intensa's casework is the ideal design to support today's behavioral health interiors.

Balance Case Work



Balance

Table of Contents

1. Table of Contents	Page 3
2. Introduction to Impact and Typical Installations	Page 4-5
3. Features and Benefits	Page 6-7
4. LEED Credits	Page 8
5. Environmentals	Page 8
6. Warranty	Page 9
7. Terms and Conditions	Page 10
8. Materials and Finishes	Page 11
9. Wardrobe/Storage Cabinets	Page 12
10. Bedside Cabinets	Page 13
11. Bedside Desk/Table	Page 14
12. Patient Bed/Headboard	Page 14
13. Lock Options	Page 15
14. Balance Casework Finishes	Page 16
15. Safety and Security Features	Page 17



Behavioral Health

A Better Healing Environment

Safety and Security

HAI Awareness

Environmental

Architectural Vision

Adaptation

Sustainable Value

Balance

Typical Room Set-Ups



Balance

Features and Benefits

Safety and Security

Intensa's Balance is designed with the best safety and security benefits to protect and care for the well being of patients during their period of recovery. Caregivers can rest with ease knowing that Intensa will provide casework that will help eliminate pinch points, reduced access to assembly points, no hooks, tamper proof connectors and rounded edges to reduce the risk of ligature or garroting.

HAI Awareness

Along with being aesthetically gratifying, Intensa's Balance was designed to be easily cleaned, offering finishes that are durable and will hold up to today's stringent cleaners. All Balance finishes are applicable to today's health care facilities stringent house keeping requirements.

Environmental

Intensa's Balance supports practical, economical and sustainable manufacturing aligning itself with suppliers who share our vision and commitment to a "green" stewardship toward our environment. Our LEED endorsements promote the reduction of air pollutants, waste, and materials needed, while improving air quality and occupant wellness.

Architectural Visions

Intensa's Balance allows today's architects, designers and facility planners to create healing and wellness zones offering an extensive selection of design options. These options promote all aspects of wellness to the patient and families while maximizing all available efficiencies to recovery providers.


Adaptation

Rapidly changing healthcare and wellness facilities emerging as leaders today face challenges of obsolescence tomorrow. Intensa's Balance is continuously evolving designs to help today's wellness care providers keep pace with today's patient needs and requirements.

Sustainable Value

Intensa's Balance solutions allows for cost reductions through installation ease, design updates, re-configuration of existing product and replacement of damage components. In addition, our re-configurable modularity helps reduce disposal and incineration cost of existing fixed or built-in cabinetry. Balance depreciates in 7 years as compared to 39 years for a fixed or built-in product.

A Better Healing Environment




Balance

Features and Benefits

- Intensa, Inc. modular caseworks can be depreciated in 7 years vs. the 39 year depreciation of built in cabinets. Consult tax advisor on specific applications.
- Intensa, Inc. has a 5 year Limited Warranty. See full details of the Limited Warranty.
- Intensa, Inc. uses cam lock, steel on steel construction and all units are shipped fully assembled which means true and accurate alignment of cabinets is assured.
- Standard Top Surfaces is HPL laminate with 3mm edge.
- All cabinets are finished on the inside and the outside. The inside of cabinets look the same as the outside and gives a finished look as well as prevents any absorption by the substrate.
- All cabinets, both base and wall units, are finished on all four sides for sanitary control.
- All doors and drawer edges have 3mm edges. Back edges of the base and wall cabinets are finished to avoid absorption of water or other matter.
- Intensa, Inc. uses decorative HPL laminates on case sides, backs, doors and supporting panels which meets the testing requirements of BIFMA/ANSI laminate requirements.
- All cabinet doors use full length hinges for additional strength.
- Slope tops provided for safety and cleaning patient area.
- Doors will have bumpers and extended hasp to reduce pinch points and adds extra security.
- Tamper proof connectors on all exposed connections.
- Intensa, Inc. can provide drawings 2D & 3D plus a quotation at no charge. Customer will need to submit CAD or dimensional drawings.
- Casework is also Urea Formaldehyde free, meeting more stringent specifications than ANSI A208.1-199 and ANSI A208.2-2002 standards.
- Can contribute to LEED points for materials and resources 4.1, 4.2, 5.1, and 5.2 due to our use of 100% recycled wood fiber. We can also contribute to LEED points for materials and resources.

Environmental Commitments and LEED Credits

<u>LEED Category</u>	<u>Objective</u>	<u>Requirements</u>	<u>Potential Point</u>	<u>Intensa Compliance</u>
Indoor Environmental Quality (IEQ)	Improve air quality and occupant wellness. Eliminate and reduce indoor pollutants or harmful	Product with no added Urea Formaldehyde (UF) Hazardous Air Pollutants (HAP) Volatile Organic Compounds (VOC) Low emitting materials Pollutant Control	 1-5 1	Panels with zero added UF Powder Paint with zero VOC Polystyrene with zero PVC Germ & allergy killing surface
Material and Resource (MR)	Reduce environmental impact, waste, and material's needed Source locally	MR 4.1-10% recycle content MR 4.2-20% recycle content MR 5.2-source within 500 miles.	1 1 1	100% recycled cores High cycle content for plastics and steel. Natural surfacing material Local southeast US manufacturing "Green" Facility
Innovation and Design (CI)	Environmentally practical strategies and behaviors.	Improved sustainable building strategies and knowledge.	1-4	Eliminate millwork obsolescence, replacement Impacts and cost. Modular Design for easy reuse and maximum service to life.
Innovation in Upgrades, Operations and Maintenance	Expand LEED and sustainable building practices & knowledge.	Exceed required LEED performance levels and innovate.	1-4	Self-sanitizing, low maintenance surfaces. Reconfigure to upgrade with minimal cost and zero environmental impact.



Case Work Limited Warranty

Intensa Inc. warrants its products, to the original owner, to the extent of the purchase price, to be free from defects in material and workmanship for a period of 5 years from the date of the original shipment, if the products are properly installed, maintained, serviced and used under normal conditions. Products are not warranted against the effects of normal wear and tear, misuse, negligence, or accident. Warranty is void with respect to any product which has been modified after initial installation. Standard products are not warranted against damage caused by exposure to heat or moisture. Products are not warranted against problems or damage caused by the failure of walls to support the weight imposed by the attachment of cabinets. Products are not warranted against the effects of overloading cabinets and/or shelves.

The obligation under this warranty of Intensa, Inc. is limited to repairing without charge, or replacing, all products which Intensa is satisfied were defective when originally shipped. Claims under this warranty are to be reported in writing with supporting digital photograph as soon as the problem is known. Claims for shortages or damage present on delivery shall be made within 15 days of delivery. Claims for shipping damage are not covered by this warranty, and shall be presented to the carrier as soon as possible after delivery.

Intensa, Inc. cannot file a freight claim on behalf of its customers.

This warranty is exclusive and in lieu of all other warranties and remedies whatsoever, including but not limited to implied warranties. Intensa, Inc. shall have no liability whatsoever for damages caused by transportation, accidents, fire, unauthorized alteration, or abnormal wear or abuse, nor shall Intensa, Inc. have any liability whatsoever for any incidental or consequential damages. This includes without limitation, lost profits or as such damages arising from the design, manufacture sale, delivery, installation, repair, operation or use of any products of Intensa, Inc. or any actual/alleged failure or defect in products of Intensa, Inc.

*****Casework Warning*****

Intensa Inc. does not provide fasteners for wall hanging applications. Installers are responsible for furnishing and installing sufficient numbers of the correct fasteners for the field conditions encountered. Installer should always attach wall hanger device into a structural member, or into a heavy duty toggle mechanism, as appropriate for the wall construction and the anticipated load requirements.

Installers are responsible for furnishing and installing adequate fasteners for field conditions encountered.

Terms and Conditions

Payment Terms: Regular terms are Net 30 days (date of invoice). All invoices are dated the day of shipment. A late payment charge of 1 1/2 % per month, 18% per annum, on past due accounts or the highest amount permitted by law will be assessed. To open an account the names and addresses of five trades references, your company bank and resale number will be required. If an account has not been established, orders will be handled on a Proforma, COD or credit card basis. Intensa, Inc. accepts MasterCard, Visa, AMX and Discover for payment.

Intensa will additionally add a 2% fee for any payments made after the 10th billing day of invoice for credit card payments.

Intensa, Inc. reserves the right to assign invoices to a factoring company.

Freight Policy: All freight charges are prepaid and allowed unless noted. Prices are determined by zone location to which is shipped. All shipments are F.O.B. factory, unless specified. (Title of goods transfers to purchaser when shipment leaves our dock). All orders will be shipped via best carrier available at time of shipment. Upgrade shipments are available, contact customer service for additional shipping charges.

Additional Delivery Charges:

Residential Delivery Charges-	Amount billed by carrier.
Address Correction-	Amount billed by carrier.
Definite Delivery Charges for Freight-	Amount billed by carrier.
Secured Area Delivers-	Amount billed by carrier.

Freight Claims: All shipments should be carefully inspected for damage upon receipt. Any carton damage should be noted on the freight bill or delivery receipt. **Concealed damage requires immediate inspection by carrier within 15 days from receipt of goods. Intensa, Inc. cannot file a freight claim on behalf of its customers.**

Intensa, Inc. error in processing can be returned at no charge.

Ordering Information: All orders for product must be submitted on a purchase order via fax or email. No verbal orders will be taken unless order is prepaid. Payment can be made with company check or credit card (MasterCard, Visa, AMX and Discover). Contact customer service for more details concerning prepaids. The following information is required on all purchase orders.

Quantity of each model, Model Number, Upholstery Pattern/Color/Laminate and Selection of Options

Casework Cancellation-Orders cancelled prior to the start of production are subject to expenses incurred in processing order. No cancellations will be accepted after the start of production.

Responsibility for Installation-Installation is the responsibility of the purchaser and/or the installer selected by the purchaser. Intensa is not responsible or liable for damage or injury caused by improper installation, including but not limited to the failure of installers to provide adequate fasteners and other support for the load imposed by the weight of cabinets and their contents.

Intensa, Inc. is dedicated to providing you and your customer with high quality products. In doing so, we reserve the right to improve, discontinue or modify designs with new materials and or manufacturing techniques without prior written notice.

Intensa, Inc.

Balance

Standard Materials and Finishes for Case Work

Thermally Fused Laminate Finish (TFL)

<u>Solids</u>	<u>Wood Grains</u>	
Almond	Tenino Oak	Wild Cherry
	Maple	Mahogany
	Nina Maple	Clark Cherry

Top Surface Finishes

Wilson Art Standard In-Stock HPL Finishes

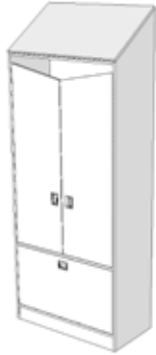
Designer White	Carbon EV	Tawny Legacy	Woolamai Brush
Titanium EV	Neutral Grace	Sprout	Aqua Fiz
Crisp Linen	Tumbled Mosaic	Kiwi	Black
Olive Legacy	Khaki Brown	Venetian Ale	

3MM ABS Edge Finishes to Match Wilson Art Finishes

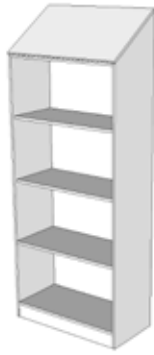
White	Carbon EV	Almond	Black
Titanium EV	Stone	Olive Legacy	Kiwi
Gray	Khaki Brown	Aqua Fizz	Beige

Balance

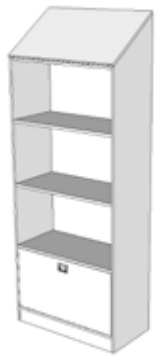
Wardrobe/Storage Cabinets



BHW1000



BHW1005



BHW1010



BHW1015

Base Case made with TFL (Thermally Fused Laminate)
Doors made with TFL (Thermally Fused Laminate)
3MM Edge Standard on Doors, Drawers and Work Surfaces
Full Length Hinges for extra Durability
Rounded Edges for Safety
Sloped Top for Safety and Cleaning
Tamper Proof Screws
2 or 3 Shelves Depending on Style of Cabinet
Standard Pulls-Brushed Recessed Style Door Pulls
All Doors and Shelves are Non-Removable
Cam Locks Located in Non-Assessable Locations
Nailer Boards Included
Single Lock or Double Lock Available

<u>Item</u>	<u>List</u>	<u>Width</u>	<u>Depth</u>	<u>Height</u>	<u>Cabinet Weight</u>
BHW1000	2583	36	16	90	326 lbs.
BHW1005	1580	36	16	90	280 lbs.
BHW1010	1727	36	16	90	290 lbs.
BHW1015	2417	36	16	90	326 lbs.

Balance

Bedside Cabinets



BHC1000



BHC1005



BHC1010



BHC1015



BHC1020

Base Case made with TFL (Thermally Fused Laminate)

Doors made with TFL (Thermally Fused Laminate)

Work Surface made with HPL (High Pressure Laminate)

3MM Edge Standard on Doors, Drawers and Work Surfaces

Full Length Hinges for extra Durability

Rounded Edges for Safety

Tamper Proof Screws

1 or 2 Shelves Depending on Style of Cabinet

Standard Pulls-Brushed Recessed Style Door Pulls

All Doors and Shelves are Non-Removable

Cam Locks Located in Non-Assessable Locations

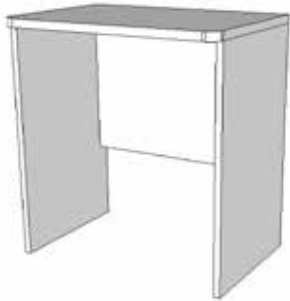
Nailer Boards Included

Single Lock/ Double Lock or Gang Locks Available

<u>Item</u>	<u>List</u>	<u>Width</u>	<u>Depth</u>	<u>Height</u>	<u>Cabinet Weight</u>
BHC1000	1187	27	18.625	29	128 lbs.
BHC1005	1260	27	18.625	29	138 lbs.
BHC1010	1620	27	18.625	29	132 lbs.
BHC1015	1097	27	18.625	29	132 lbs.
BHC1020	880	27	18.625	29	112 lbs.

Balance

Bedside Desk/Table

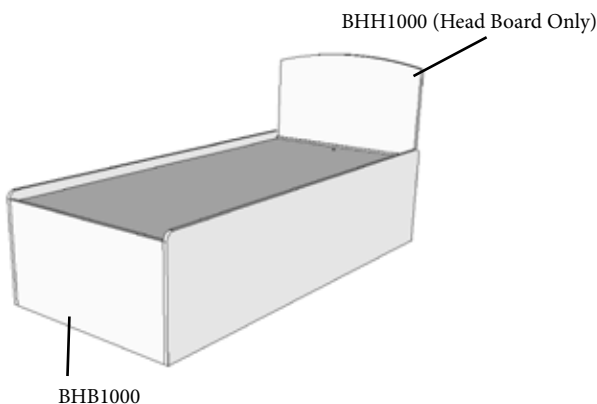


BHT1000

Base Case made with TFL (Thermally Fused Laminate)
 3MM Edge Standard on Doors, Drawers and Work Surfaces
 Tamper Proof Screws
 Rounded Edges for Safety
 Cam Locks Located in Non-Assessable Locations
 Nailer Boards Included
 Single Lock or Double Lock Available

<u>Item</u>	<u>List</u>	<u>Width</u>	<u>Depth</u>	<u>Height</u>	<u>Cabinet Weight</u>
BHT1000	657	27	18.625	29	68 lbs.

Patient Bed/Headboard



Base Case made with TFL (Thermally Fused Laminate)
 3MM Edge Standard on Doors, Drawers and Work Surfaces
 Tamper Proof Screws
 Cam Locks Located in Non-Assessable Locations
 Nailer Boards Included
 Bed and Headboard purchased as Separate Items
 Recommended Mattress Size- 80" x 36" (not provided)


<u>Item</u>	<u>List</u>	<u>Width</u>	<u>Length</u>	<u>Height</u>	<u>Cabinet Weight</u>
BHB1000	1900	37.5	82.25	22	360 lbs.
BHH1000	370	36		42	37 lbs.

Lock Options

<u>Item</u>	<u>List</u>
SL-Single Lock	70
DL-Double Lock	82
GL-Gang Lock	402
CL-Combination Lock	142
Digital and Wireless Locks Available	

Balance

Intensa Casework Finishes



Almond



Tenino Oak



Maple



Nina Maple



Clark Cherry



Wild Cherry



Mahogany

These Colors are Digital Reproductions and May Vary

For Additional Colors Please Contact Intensa


Standard 3MM Edge Banding Colors




White



Almond




Stone



Gray



Beige



Black

These Colors are Digital Reproductions and May Vary

Balance

Primary Safety and Security Benefits



Rounded Edges for Safety



Extended HASP for Additional Security



All Metal Cam Locks Located in Non-Accessible Locations



Recessed Safety Pulls



Full Length Hinges for Additional Strength



Slopped Top for Safety and Cleaning



Tamper Proof Screws on All Exposed Connections

Intensa's "Balance" Behavioral Health Furniture has a number of safety and security features:

- All units can be provided with pre-drilled holes and location strips for bolting to wall and floors.
- All cabinets are finished on all four sides for sanitary control.
- Cam lock, steel on steel construction used. All units are shipped fully assembled which means accurate alignment of cabinets is assured and may save additional installation cost.
- Non-Removable Drawers

Intensa, Inc.
PO Box 5981
High Point, NC 27262
P-888-636-2660 F-336-884-4007
www.intensa.net