



Product Specification & Pricing Catalog

published *March 2026*





Put a little **COLOR** in your exam room with Intensa!



- [California Prop 65 Warnings](#)
- [Intensa Limited Warranties](#)
- [Intensa Terms & Conditions](#)
- [Green Initiative](#)





Table of Contents



<i>Physician Exam</i> Seating	4
<i>Laboratory</i> Seating	10
<i>Hydraulic Surgical</i> Seating	19
<i>Clinical Care</i> Recliners	20
<i>Blood Draw / Phlebotomy</i> Seating	24
<i>Exam Room</i> Treatment Tables	25
<i>Replacement</i> Exam Table Tops	28
<i>Patient / Guest</i> Seating	30
<i>Overbed</i> Tables	31
<i>Step</i> Stools	32
<i>Exam</i> Lights	33
<i>IV</i> Poles	33
<i>Ordering</i> Info & Notices	34
<i>Stool</i> Options	34
<i>Recliner</i> Options & Accessories	35
<i>OBT Finish</i> Swatches, Care & Cleaning	36
<i>Approved Vinyl Upholstery</i> Swatches	37
<i>Vinyl Upholstery</i> Tier, Care, & Link Chart	42
<i>Vinyl Upholstery</i> Care, Cleaning & Disinfection	43
<i>Upholstery</i> Composition, Finish, & Performance Comparison	44
<i>Product</i> Index	45

[🔗](#) click above listing jumps to page

Purchase Orders

please remit purchase orders to intensa@grahamfield.com

COM Requirements

submit required sample size indicated to: Intensa COM Department, 1810 S. Elm Street, High Point, NC 27260

Pricing & Availability


current at time of publication & subject to change without notice. Intensa is not responsible for typographical errors

Contact Customer Service

for most current information, pricing, freight quotes, and support +1.336.884.4096 | intensa@grahamfield.com

Intensa products are labeled in accordance with California Proposition 65 Warnings for products potentially sold to California consumers

 **WARNING:** Cancer and Reproductive Harm - www.P65Warnings.ca.gov

 **WARNING:** This product can expose you to chemicals including Formaldehyde (gas) which is known to the State of California to cause cancer. For more information go to - www.P65Warnings.ca.gov/furniture

 **WARNING:** This product can expose you to chemicals including Di(2-ethylhexyl)phthalate (DEHP) which is known to the State of California to cause cancer and birth defects or other reproductive harm. For more information go to - www.P65Warnings.ca.gov/furniture

© 2015, GF Health Products, Inc. All Rights Reserved | Intensa, Inc. is a wholly owned subsidiary of GF Health Products, Inc. | Stinson and Zeron are registered trademarks of C. F. Stinson, LLC. | Intensa, Dura-Gel, and SOCK-IT-GUARD are registered trademarks of GF Health Products, Inc. | Spradling, Neo, EcoSense, PBG+, Permaguard, Permablok, Permablok Plus, and Sureguard are trademarks of Spradling Holdings, Inc. | Crypton is a registered trademark of Crypton LLC | Tente is a registered trademark of TENTE International | Formula 409 is a registered trademark of The Clorox Company. | Fantastic is a registered trademark of S.C. Johnson & Son, Inc.

993 Physician Stool with Chrome 360° Hand Release and Polished Aluminum Base



Specs:

com	tier 1	tier 2	tier 3	tier 4	tier 5	tier 6	tier 7	tier 8	tier 9	tier 10
\$539	\$539	\$619	\$639	\$652	\$698	\$723	\$739	\$746	\$781	\$834

	inch	cm		inch	cm		yd	m
Seat Diameter	16.00	40.64	Base Diameter with casters	24.00	60.96	COM Requirement ¹⁰	1	0.92
Overall Height -low	18.00	45.72	Height Adjustment method	pneumatic		Weight Capacity ¹ EVENLY DISTRIBUTED	lb	kg
Overall Height -high	23.00	55.88	Height Release hardware	360° hand			350	158.76
Optional Footring	18.00	45.72				Shipping Weight ⁸	23	11.34

993 Options:

[details & photos on page 34*](#)

Adjustable Height Seat ^{††12}	add	inch	cm	inch	cm	inch	cm		
5 [five] [§]	993-xx	\$0		Seat Height -low	18.00	45.72	Seat Height -high	23.00	58.42
7 [seven]	993-7-xx	\$38		Seat Height -low	19.00	48.26	Seat Height -high	26.00	66.04
10 [ten]	993-10-xx	\$48		Seat Height -low	22.00	55.88	Seat Height -high	32.00	81.28

[Product Info](#)

Casters	add	T-Style Armrest [†]	add	Procedure Arm [†]	add	Footring [†]	add	Backrest [†]	add
page 34	varies	not available		not available		993-FR-xx	\$110	not available	

992 Physician Stool with Chrome 360° Hand Release and Brushed Aluminum Base with Toe Caps



Specs:

com	tier 1	tier 2	tier 3	tier 4	tier 5	tier 6	tier 7	tier 8	tier 9	tier 10
\$529	\$529	\$609	\$629	\$642	\$688	\$713	\$729	\$736	\$771	\$824

	inch	cm		inch	cm		yd	m
Seat Diameter	16.00	40.64	Base Diameter with casters	24.00	60.96	COM Requirement ¹⁰	1	0.92
Overall Height -low	17.00	43.18	Height Adjustment method	pneumatic		Weight Capacity ¹ EVENLY DISTRIBUTED	lb	kg
Overall Height -high	22.00	55.88	Height Release hardware	360° hand			350	158.76
Optional Footring	18.00	45.72				Shipping Weight ⁸	23	11.34

992 Options:

[details & photos on page 34*](#)

Adjustable Height Seat ^{††12}	add	inch	cm	inch	cm	inch	cm		
5 [five] [§]	992-xx	\$0		Seat Height -low	17.00	43.18	Seat Height -high	22.00	55.88
7 [seven]	992-7-xx	\$38		Seat Height -low	18.00	45.72	Seat Height -high	25.00	63.50
10 [ten]	992-10-xx	\$48		Seat Height -low	21.00	53.34	Seat Height -high	31.00	78.74

[Product Info](#)

Casters	add	T-Style Armrest [†]	add	Procedure Arm [†]	add	Footring [†]	add	Backrest [†]	add
page 34	varies	not available		not available		992-FR-xx	\$110	not available	

991 Physician Stool with Chrome 360° Hand Release and Black Nylon Composite Base



Specs:

com	tier 1	tier 2	tier 3	tier 4	tier 5	tier 6	tier 7	tier 8	tier 9	tier 10
\$442	\$442	\$522	\$542	\$555	\$601	\$626	\$642	\$649	\$684	\$737

	inch	cm		inch	cm		yd	m
Seat Diameter	16.00	40.64	Base Diameter with casters	24.00	60.96	COM Requirement ¹⁰	1	0.92
Overall Height -low	18.00	45.72	Height Adjustment method	pneumatic		Weight Capacity ¹ EVENLY DISTRIBUTED	lb	kg
Overall Height -high	23.00	55.88	Height Release hardware	360° hand			350	158.76
Optional Footring	18.00	45.72				Shipping Weight ⁸	23	11.34

991 Options:

[details & photos on page 34*](#)

Adjustable Height Seat ^{††12}	add	inch	cm	inch	cm	inch	cm		
5 [five] [§]	991-xx	\$0		Seat Height -low	18.00	45.72	Seat Height -high	23.00	58.42
7 [seven]	991-7-xx	\$38		Seat Height -low	19.00	48.26	Seat Height -high	26.00	66.04
10 [ten]	991-10-xx	\$48		Seat Height -low	22.00	55.88	Seat Height -high	32.00	81.28

[Product Info](#)

Casters	add	T-Style Armrest [†]	add	Procedure Arm [†]	add	Footring [†]	add	Backrest [†]	add
page 34	varies	not available		not available		991-FR-xx	\$110	not available	

983 Physician Stool with 360° Foot Release and Polished Aluminum Base



Specs:

com	tier 1	tier 2	tier 3	tier 4	tier 5	tier 6	tier 7	tier 8	tier 9	tier 10
\$744	\$744	\$824	\$844	\$857	\$903	\$928	\$944	\$951	\$986	\$1,039

	inch	cm		inch	cm		yd	m
Seat Diameter	16.00	40.64	Base Diameter with casters	24.00	60.96	COM Requirement ¹⁰	1	0.92
Overall Height with backrest -low	33.75	85.73	Height Adjustment method	pneumatic		Weight Capacity ¹ EVENLY DISTRIBUTED	350	158.76
Overall Height with backrest -high	38.75	98.43	Height Release hardware	360° foot		Shipping Weight ⁸	25	11.34

Adjustable Height Seat ^{††12}	add		inch	cm		inch	cm	
5 [five] [§]	983-xx	\$0	Seat Height -low	19.75	50.17	Seat Height -high	24.75	62.87
7 [seven]	983-7-xx	\$38	Seat Height -low	23.50	59.69	Seat Height -high	30.00	76.20
10 [ten]	983-10-xx	\$48	Seat Height -low	25.75	65.41	Seat Height -high	35.25	89.54

983 Options:
[details & photos on page 34*](#)

[Product Info](#)

Casters	add	T-Style Armrest [†]	add	Procedure Arm [†]	add	Footring [†]	add	Backrest [†]	add
page 34	varies	not available		not available		not available		Full 983B-xx	\$235
								Crescent 983CB-xx	\$315

982 Physician Stool with 360° Foot Release and Brushed Aluminum Base with Toe Caps



Specs:

com	tier 1	tier 2	tier 3	tier 4	tier 5	tier 6	tier 7	tier 8	tier 9	tier 10
\$747	\$747	\$827	\$847	\$860	\$906	\$931	\$947	\$954	\$989	\$1,042

	inch	cm		inch	cm		yd	m
Seat Diameter	16.00	40.64	Base Diameter with casters	24.00	60.96	COM Requirement ¹⁰	1	0.92
Overall Height with backrest -low	32.50	82.55	Height Adjustment method	pneumatic		Weight Capacity ¹ EVENLY DISTRIBUTED	350	158.76
Overall Height with backrest -high	37.50	95.25	Height Release hardware	360° foot		Shipping Weight ⁸	25	11.34

Adjustable Height Seat ^{††12}	add		inch	cm		inch	cm	
5 [five] [§]	982-xx	\$0	Seat Height -low	19.00	48.26	Seat Height -high	24.00	60.96
7 [seven]	982-7-xx	\$38	Seat Height -low	22.50	59.69	Seat Height -high	29.00	73.66
10 [ten]	982-10-xx	\$48	Seat Height -low	24.75	62.87	Seat Height -high	34.25	87.00

982 Options:
[details & photos on page 34*](#)

[Product Info](#)

Casters	add	T-Style Armrest [†]	add	Procedure Arm [†]	add	Footring [†]	add	Backrest [†]	add
page 34	varies	not available		not available		not available		Full 982B-xx	\$235
								Crescent 982CB-xx	\$315

981 Physician Stool with 360° Foot Release and Black Nylon Composite Base



Specs:

com	tier 1	tier 2	tier 3	tier 4	tier 5	tier 6	tier 7	tier 8	tier 9	tier 10
\$675	\$675	\$755	\$775	\$788	\$834	\$859	\$875	\$882	\$917	\$970

	inch	cm		inch	cm		yd	m
Seat Diameter	16.00	40.64	Base Diameter with casters	24.00	60.96	COM Requirement ¹⁰	1	0.92
Overall Height with backrest -low	33.75	85.73	Height Adjustment method	pneumatic		Weight Capacity ¹ EVENLY DISTRIBUTED	350	158.76
Overall Height with backrest -high	38.75	98.43	Height Release hardware	360° foot		Shipping Weight ⁸	25	11.34

Adjustable Height Seat ^{††12}	add		inch	cm		inch	cm	
5 [five] [§]	981-xx	\$0	Seat Height -low	19.75	50.17	Seat Height -high	24.75	62.87
7 [seven]	981-7-xx	\$38	Seat Height -low	23.50	59.69	Seat Height -high	30.00	76.20
10 [ten]	981-10-xx	\$48	Seat Height -low	25.75	65.41	Seat Height -high	38.75	98.425

981 Options:
[details & photos on page 34*](#)

[Product Info](#)

Casters	add	T-Style Armrest [†]	add	Procedure Arm [†]	add	Footring [†]	add	Backrest [†]	add
page 34	varies	not available		not available		not available		Full 981B-xx	\$235
								Crescent 981CB-xx	\$315

973 Physician Stool with D-Handle Release and Polished Aluminum Base



[Product Info](#)

973 Options:
[details & photos on page 34*](#)

Casters	add
page 34	varies

com	tier 1	tier 2	tier 3	tier 4	tier 5	tier 6	tier 7	tier 8	tier 9	tier 10
\$514	\$514	\$594	\$614	\$627	\$673	\$698	\$714	\$721	\$756	\$809

Specs:

	inch	cm		inch	cm		yd	m
Seat Diameter	16.00	40.64	Base Diameter with casters	24.00	60.96	COM Requirement¹⁰	1	0.92
Overall Height with backrest -low	33.50	85.09	Height Adjustment method	pneumatic			lb	kg
Overall Height with backrest -high	38.50	97.79	Height Release hardware	D-ring		Weight Capacity¹ EVENLY DISTRIBUTED	350	158.76
Optional Footring	18.00	45.72				Shipping Weight⁸	22	9.07

Adjustable Height Seat^{††12} add

	inch	cm
5 [five][§]	973-xx	\$0
7 [seven]	973-7-xx	\$38
10 [ten]	973-10-xx	\$48

	inch	cm
Seat Height -low	18.50	46.99
Seat Height -low	20.50	52.07
Seat Height -low	24.50	62.23

	inch	cm
Seat Height -high	24.00	60.96
Seat Height -high	28.25	71.76
Seat Height -high	35.00	88.90

T-Style Armrest [†]	add	Procedure Arm ^{†0}	add	Footring [†]	add	Backrest ^{†0}	add
not available		973PA-xx	\$450	973-FR-xx	\$110	Full	973B-xx \$235
						Crescent	973CB-xx \$315

972 Physician Stool with D-Handle Release and Brushed Aluminum Base with Toe Caps



[Product Info](#)

972 Options:
[details & photos on page 34*](#)

Casters	add
page 34	varies

com	tier 1	tier 2	tier 3	tier 4	tier 5	tier 6	tier 7	tier 8	tier 9	tier 10
\$505	\$505	\$585	\$605	\$618	\$664	\$689	\$705	\$712	\$747	\$800

Specs:

	inch	cm		inch	cm		yd	m
Seat Diameter	16.00	40.64	Base Diameter with casters	24.00	60.96	COM Requirement¹⁰	1	0.92
Overall Height with backrest -low	32.50	82.55	Height Adjustment method	pneumatic			lb	kg
Overall Height with backrest -high	37.50	95.25	Height Release hardware	D-ring		Weight Capacity¹ EVENLY DISTRIBUTED	350	158.76
Optional Footring	18.00	45.72				Shipping Weight⁸	22	9.07

Adjustable Height Seat^{††12} add

	inch	cm
5 [five][§]	972-xx	\$0
7 [seven]	972-7-xx	\$38
10 [ten]	972-10-xx	\$48

	inch	cm
Seat Height -low	17.50	44.45
Seat Height -low	19.50	49.53
Seat Height -low	23.50	59.69

	inch	cm
Seat Height -high	23.00	58.42
Seat Height -high	27.25	69.22
Seat Height -high	34.00	86.36

T-Style Armrest [†]	add	Procedure Arm ^{†0}	add	Footring [†]	add	Backrest ^{†0}	add
not available		972PA-xx	\$450	972-FR-xx	\$110	Full	972B-xx \$235
						Crescent	972CB-xx \$315

971 Physician Stool with D-Handle Release and Black Nylon Composite Base



[Product Info](#)

971 Options:
[details & photos on page 34*](#)

Casters	add
page 34	varies

com	tier 1	tier 2	tier 3	tier 4	tier 5	tier 6	tier 7	tier 8	tier 9	tier 10
\$432	\$432	\$512	\$532	\$545	\$591	\$616	\$632	\$639	\$674	\$727

Specs:

	inch	cm		inch	cm		yd	m
Seat Diameter	16.00	40.64	Base Diameter with casters	24.00	60.96	COM Requirement¹⁰	1	0.92
Overall Height with backrest -low	33.50	85.09	Height Adjustment method	pneumatic			lb	kg
Overall Height with backrest -high	38.50	97.79	Height Release hardware	D-ring		Weight Capacity¹ EVENLY DISTRIBUTED	350	158.76
Optional Footring	18.00	45.72				Shipping Weight⁸	22	9.07

Adjustable Height Seat^{††12} add

	inch	cm
5 [five][§]	971-xx	\$0
7 [seven]	971-7-xx	\$38
10 [ten]	971-10-xx	\$48

	inch	cm
Seat Height -low	18.50	46.99
Seat Height -low	20.50	52.07
Seat Height -low	24.50	62.23

	inch	cm
Seat Height -high	24.00	60.96
Seat Height -high	28.25	71.76
Seat Height -high	35.00	88.90

T-Style Armrest [†]	add	Procedure Arm ^{†0}	add	Footring [†]	add	Backrest ^{†0}	add
not available		971PA-xx	\$450	971-FR-xx	\$110	Full	971B-xx \$235
						Crescent	971CB-xx \$315

963 Physician Stool with Single Lever Release and Polished Aluminum Base



Specs:

com	tier 1	tier 2	tier 3	tier 4	tier 5	tier 6	tier 7	tier 8	tier 9	tier 10
\$510	\$510	\$590	\$610	\$623	\$669	\$694	\$710	\$717	\$752	\$805

	inch	cm		inch	cm		yd	m
Seat Diameter	16.00	40.64	Base Diameter with casters	24.00	60.96	COM Requirement ¹⁰	1	0.92
Overall Height with backrest -low	33.50	85.09	Height Adjustment method	pneumatic		Weight Capacity ¹ EVENLY DISTRIBUTED	350	158.76
Overall Height with backrest -high	38.50	97.79	Height Release hardware	single lever		Shipping Weight ⁸	21	53.34
Optional Footring	18.00	45.72						

Adjustable Height Seat ^{††12}	add	inch	cm	Seat Height -low	inch	cm	Seat Height -high	inch	cm
5 [five] \$	963-xx	\$0		18.50	46.99	Seat Height -high	24.00	60.98	
7 [seven]	963-7-xx	\$38		20.50	52.07	Seat Height -high	28.25	71.76	
10 [ten]	963-10-xx	\$48		24.50	62.23	Seat Height -high	35.00	88.90	

963 Options:
[details & photos on page 34*](#)

[Product Info](#)

Casters	add	T-Style Armrest [†]	add	Procedure Arm ^{†‡}	add	Footring [†]	add	Backrest ^{†‡}	add
page 34	varies	not available		963PA-xx	\$450	963-FR-xx	\$110	Full 963B-xx	\$235
								Crescent 963CB-xx	\$315

962 Physician Stool with Single Lever Release and Brushed Aluminum Base with Toe Caps



Specs:

com	tier 1	tier 2	tier 3	tier 4	tier 5	tier 6	tier 7	tier 8	tier 9	tier 10
\$498	\$498	\$578	\$598	\$611	\$657	\$682	\$698	\$705	\$740	\$793

	inch	cm		inch	cm		yd	m
Seat Diameter	16.00	40.64	Base Diameter with casters	24.00	60.96	COM Requirement ¹⁰	1	0.92
Overall Height with backrest -low	32.50	82.55	Height Adjustment method	pneumatic		Weight Capacity ¹ EVENLY DISTRIBUTED	350	158.76
Overall Height with backrest -high	37.50	95.25	Height Release hardware	single lever		Shipping Weight ⁸	21	53.34
Optional Footring	18.00	45.72						

Adjustable Height Seat ^{††12}	add	inch	cm	Seat Height -low	inch	cm	Seat Height -high	inch	cm
5 [five] \$	962-xx	\$0		17.50	44.45	Seat Height -high	23.00	58.42	
7 [seven]	962-7-xx	\$38		19.50	49.53	Seat Height -high	28.25	71.76	
10 [ten]	962-10-xx	\$48		23.50	59.69	Seat Height -high	34.00	86.36	

962 Options:
[details & photos on page 34*](#)

[Product Info](#)

Casters	add	T-Style Armrest [†]	add	Procedure Arm ^{†‡}	add	Footring [†]	add	Backrest ^{†‡}	add
page 34	varies	not available		962PA-xx	\$450	962-FR-xx	\$110	Full 962B-xx	\$235
								Crescent 962CB-xx	\$315

961 Physician Stool with Single Lever Release and Black Nylon Composite Base



Specs:

com	tier 1	tier 2	tier 3	tier 4	tier 5	tier 6	tier 7	tier 8	tier 9	tier 10
\$412	\$412	\$492	\$512	\$525	\$571	\$596	\$612	\$619	\$654	\$707

	inch	cm		inch	cm		yd	m
Seat Diameter	16.00	40.64	Base Diameter with casters	24.00	60.96	COM Requirement ¹⁰	1	0.92
Overall Height with backrest -low	33.50	85.09	Height Adjustment method	pneumatic		Weight Capacity ¹ EVENLY DISTRIBUTED	350	158.76
Overall Height with backrest -high	39.00	99.06	Height Release hardware	single lever		Shipping Weight ⁸	20	9.07
Optional Footring	18.00	45.72						

Adjustable Height Seat ^{††12}	add	inch	cm	Seat Height -low	inch	cm	Seat Height -high	inch	cm
5 [five] \$	961-xx	\$0		18.50	46.99	Seat Height -high	24.00	60.98	
7 [seven]	961-7-xx	\$38		20.50	52.07	Seat Height -high	28.25	71.76	
10 [ten]	961-10-xx	\$48		24.50	62.23	Seat Height -high	35.00	88.90	

961 Options:
[details & photos on page 34*](#)

[Product Info](#)

Casters	add	T-Style Armrest [†]	add	Procedure Arm ^{†‡}	add	Footring [†]	add	Backrest ^{†‡}	add
page 34	varies	not available		961PA-xx	\$450	961-FR-xx	\$110	Full 961B-xx	\$235
								Crescent 961CB-xx	\$315

958 Industrial Stool with Single Lever Release, Footring, 5 Leg Black Tubular Steel Base, and Glides



958 Options:
[details & photos on page 34*](#)

[Product Info](#)

com	tier 1	tier 2	tier 3	tier 4	tier 5	tier 6	tier 7	tier 8	tier 9	tier 10	
\$634	\$634	\$714	\$734	\$747	\$793	\$818	\$834	\$841	\$876	\$929	
†		inch	cm	inch		cm	yd		m		
Specs:	Seat Diameter	16.00	40.64	Base Diameter <i>5 leg</i>	24.00	60.96	COM Requirement¹⁰		1	0.92	
	Overall Height <i>with backrest -low</i>	33.00	83.82	Height Adjustment <i>method</i>	pneumatic				lb	kg	
	Overall Height <i>with backrest -high</i>	39.00	99.06	Height Release <i>hardware</i>	single lever		Weight Capacity¹ EVENLY DISTRIBUTED		350	158.76	
	Footring	20.00	50.80					Shipping Weight⁸		23	10.43
Adjustable Height Seat^{††12}		add		inch		cm		inch		cm	
	5 [five][§]	958-xx	\$0	Seat Height -low	17.50	44.45	Seat Height -high		23.00	58.42	
	7 [seven]	958-7-xx	\$38	Seat Height -low	19.50	49.53	Seat Height -high		26.50	67.31	
	10 [ten]	958-10-xx	\$48	Seat Height -low	23.50	59.69	Seat Height -high		34.00	86.36	
T-Style Armrest[†]	add	Procedure Arm^{†‡}		add	Footring[†]		add	Backrest^{†‡}		add	
not available		958PA-xx	\$450	standard	\$0			Full 958B-xx		\$235	
								Crescent 958CB-xx		\$315	

951 Physician Stool with Single Lever Release and Black Nylon Composite Base



951 Options:
[details & photos on page 34*](#)

[Product Info](#)

com	tier 1	tier 2	tier 3	tier 4	tier 5	tier 6	tier 7	tier 8	tier 9	tier 10		
\$411	\$411	\$491	\$511	\$524	\$570	\$595	\$611	\$618	\$653	\$706		
†		inch	cm	inch		cm	yd		m			
Specs:	Seat Diameter	16.00	40.64	Base Diameter <i>with casters</i>	24.00	60.96	COM Requirement¹⁰		1	0.92		
	Overall Height <i>with backrest -low</i>	33.00	83.82	Height Adjustment <i>method</i>	pneumatic				lb	kg		
	Overall Height <i>with backrest -high</i>	39.00	99.06	Height Release <i>hardware</i>	single lever		Weight Capacity¹ EVENLY DISTRIBUTED		350	158.76		
	Optional Footring	18.00	45.72					Shipping Weight⁸		20	9.07	
Adjustable Height Seat^{††12}		add		inch		cm		inch		cm		
	5 [five][§]	951-xx	\$0	Seat Height -low	18.50	46.99	Seat Height -high		24.00	60.98		
	7 [seven]	951-7-xx	\$38	Seat Height -low	20.50	52.07	Seat Height -high		28.25	71.76		
	10 [ten]	951-10-xx	\$48	Seat Height -low	24.50	62.23	Seat Height -high		35.00	88.90		
Casters	add	T-Style Armrest[†]	add	Procedure Arm^{†‡}		add	Footring[†]		add	Backrest^{†‡}		add
page 34	varies	not available		951PA-xx	\$450	951-FR-xx	\$110	Full 951B-xx		\$235		
								Crescent 951CB-xx		\$315		

941 Urethane Sit/Stand Stool with Single Lever Release and Black Nylon Composite Base



941 Options:
[details & photos on page 34*](#)

[Product Info](#)

list												
\$377	available in black urethane only											
†		inch	cm	inch		cm	yd		m			
Specs:	Seat Width	12.00	30.48	Base Diameter <i>with glides</i>	24.00	60.96	COM Requirement¹⁰		1	0.92		
	Seat Depth	12.00	30.48	Optional Footring	20.00	50.80			lb	kg		
	Overall Height <i>with backrest -low</i>	21.00	53.34	Height Adjustment <i>method</i>	pneumatic		Weight Capacity¹ EVENLY DISTRIBUTED		350	158.76		
	Overall Height <i>with backrest -high</i>	31.50	80.01	Height Release <i>hardware</i>	single lever		Shipping Weight⁸		21	9.53		
Adjustable Height Seat^{††12}		add		inch		cm		inch		cm		
	5 [five]	941-5	\$0	Seat Height -low	15.50	39.37	Seat Height -high		20.75	52.71		
	7 [seven]	941-7	\$0	Seat Height -low	17.25	43.82	Seat Height -high		24.75	62.87		
	10 [ten][§]	941 standard	\$0	Seat Height -low	21.00	53.34	Seat Height -high		31.50	80.01		
Casters	add	T-Style Armrest[†]	add	Procedure Arm[†]		add	Footring[†]		add	Backrest[†]		add
page 34	varies	not available		not available			941-FR		\$110	not available		

878 Lab Stool with D-Handle Release, Footring, and Black Tubular 5-Leg Steel Base with Glides



Options: 878 details & photos on page 34*

[Product Info](#)

com	tier 1	tier 2	tier 3	tier 4	tier 5	tier 6	tier 7	tier 8	tier 9	tier 10
\$881	\$881	\$961	\$981	\$994	\$1,040	\$1,065	\$1,081	\$1,088	\$1,123	\$1,176

Specs:	†		inch		cm		inch		cm		yd		m	
Seat Diameter	16.00	40.64	Backrest Width	9.75	24.77	COM Requirement ¹⁰	1	0.92						
Overall Height with backrest -low	38.00	96.52	Backrest Height	15.75	45.72	Height Release hardware	D-ring							
Overall Height with backrest -high	48.00	121.92	Base Diameter with glides	24.00	60.96	Weight Capacity ¹ EVENLY DISTRIBUTED	lb		kg					
Seat Foam thickness	3.00	7.62	Height Adjustment method	pneumatic			350	158.76						
Footring	20.00	50.80	Backrest Adjustment direction	lateral		Shipping Weight ⁸	32	14.51						

Adjustable Height Seat ^{††12}	add	inch	cm	inch	cm		
7 [seven]	878-7-xx	\$0	19.25	48.90	Seat Height-high	26.50	67.31
10 [ten] [§]	878-xx standard	\$0	23.50	59.69	Seat Height-high	34.00	86.36

T-Style Armrest [†]	add	Procedure Arm [†]	add	Footring [†]	add	Backrest [†]	add
not available		not available		standard	\$0	Crescent 878CB-xx	\$315

873 Lab Stool with D-Handle Release, Footring, and Polished Aluminum Base



Options: 873 details & photos on page 34*

[Product Info](#)

com	tier 1	tier 2	tier 3	tier 4	tier 5	tier 6	tier 7	tier 8	tier 9	tier 10
\$856	\$856	\$936	\$956	\$969	\$1,015	\$1,040	\$1,056	\$1,063	\$1,098	\$1,151

Specs:	†		inch		cm		inch		cm		yd		m	
Seat Diameter	16.00	40.64	Backrest Width	9.75	24.77	COM Requirement ¹⁰	1	0.92						
Overall Height with backrest -low	37.00	93.98	Backrest Height	15.75	45.72	Height Release hardware	D-ring							
Overall Height with backrest -high	47.00	119.38	Base Diameter with glides	24.00	60.96	Weight Capacity ¹ EVENLY DISTRIBUTED	lb		kg					
Seat Foam thickness	3.00	7.62	Height Adjustment method	pneumatic			350	158.76						
Footring	20.00	50.80	Backrest Adjustment direction	lateral		Shipping Weight ⁸	28	12.70						

Adjustable Height Seat ^{††12}	add	inch	cm	inch	cm		
7 [seven]	873-7-xx	\$0	20.50	52.07	Seat Height-high	27.50	69.85
10 [ten] [§]	873-xx standard	\$0	24.50	62.23	Seat Height-high	35.00	88.90

Casters	add	T-Style Armrest [†]	add	Procedure Arm [†]	add	Footring [†]	add	Backrest [†]	add
page 34	varies	not available		not available		standard	\$0	Crescent 873CB-xx	\$315

872 Lab Stool with D-Handle Release, Footring, and Brushed Aluminum Base with Toe Caps



Options: 872 details & photos on page 34*

[Product Info](#)

com	tier 1	tier 2	tier 3	tier 4	tier 5	tier 6	tier 7	tier 8	tier 9	tier 10
\$890	\$890	\$970	\$990	\$1,003	\$1,049	\$1,074	\$1,090	\$1,097	\$1,132	\$1,185

Specs:	†		inch		cm		inch		cm		yd		m	
Seat Diameter	16.00	40.64	Backrest Width	9.75	24.77	COM Requirement ¹⁰	1	0.92						
Overall Height with backrest -low	36.00	91.44	Backrest Height	15.75	45.72	Height Release hardware	D-ring							
Overall Height with backrest -high	46.00	116.84	Base Diameter with glides	24.00	60.96	Weight Capacity ¹ EVENLY DISTRIBUTED	lb		kg					
Seat Foam thickness	3.00	7.62	Height Adjustment method	pneumatic			350	158.76						
Footring	20.00	50.80	Backrest Adjustment direction	lateral		Shipping Weight ⁸	28	12.70						

Adjustable Height Seat ^{††12}	add	inch	cm	inch	cm		
7 [seven]	872-7-xx	\$0	20.50	52.07	Seat Height-high	27.50	69.85
10 [ten] [§]	872-xx standard	\$0	23.50	59.69	Seat Height-high	34.00	86.36

Casters	add	T-Style Armrest [†]	add	Procedure Arm [†]	add	Footring [†]	add	Backrest [†]	add
page 34	varies	not available		not available		standard	\$0	Crescent 872CB-xx	\$315

871 Lab Stool with D-Handle Release, Footring, and Black Nylon Composite Base



Product Info

details & photos on page 34*

871
Options:

Casters	add	T-Style Armrest[†]	add	Procedure Arm[†]	add	Footring[†]	add	Backrest[†]	add
page 34	varies	not available		not available		standard	\$0	Crescent 871CB-xx	\$315

com	tier 1	tier 2	tier 3	tier 4	tier 5	tier 6	tier 7	tier 8	tier 9	tier 10
\$810	\$810	\$890	\$910	\$923	\$969	\$994	\$1,010	\$1,017	\$1,052	\$1,105

Specs:	inch		cm		inch		cm		yd		m	
Seat Diameter	16.00	40.64	Backrest Width	9.75	24.77	COM Requirement ¹⁰	1	0.92				
Overall Height with backrest -low	37.00	93.98	Backrest Height	15.75	45.72	Height Release hardware	D-ring					
Overall Height with backrest -high	47.00	119.38	Base Diameter with glides	24.00	60.96	Weight Capacity ¹ EVENLY DISTRIBUTED	lb		kg			
Seat Foam thickness	3.00	7.62	Height Adjustment method	pneumatic			350	158.76				
Footring	20.00	50.80	Backrest Adjustment direction	lateral		Shipping Weight ⁸	27	12.25				

Adjustable Height Seat ^{††12}	add	inch	cm	inch	cm		
7 [seven]	871-7-xx	\$0	19.50	49.53	Seat Height -high	27.50	69.85
10 [ten] [§]	871-xx standard	\$0	24.50	62.23	Seat Height -high	35.00	88.90

860 SERIES

Laboratory Seating

868 Lab Stool with Single Lever Release, Footring, 5 Leg Black Tubular Steel Base, and Glides



Product Info

details & photos on page 34*

868
Options:

T-Style Armrest[†]	add	Procedure Arm[†]	add	Footring[†]	add	Backrest[†]	add
not available		not available		standard	\$0	Crescent 868CB-xx	\$315

com	tier 1	tier 2	tier 3	tier 4	tier 5	tier 6	tier 7	tier 8	tier 9	tier 10
\$825	\$825	\$905	\$925	\$938	\$984	\$1,009	\$1,025	\$1,032	\$1,067	\$1,120

Specs:	inch		cm		inch		cm		yd		m	
Seat Diameter	18.00	45.72	Backrest Width	9.75	24.77	COM Requirement ¹⁰	1	0.92				
Overall Height with backrest -low	38.00	96.52	Backrest Height	15.75	45.72	Height Release hardware	single lever					
Overall Height with backrest -high	48.00	121.92	Base Diameter with glides	24.00	60.96	Weight Capacity ¹ EVENLY DISTRIBUTED	lb		kg			
Seat Foam thickness	3.00	7.62	Height Adjustment method	pneumatic			350	158.76				
Footring	20.00	50.80	Backrest Adjustment direction	lateral		Shipping Weight ⁸	32	14.51				

Adjustable Height Seat ^{††12}	add	inch	cm	inch	cm		
7 [seven] [§]	868-7-xx	\$0	19.50	49.53	Seat Height -high	27.50	69.85
10 [ten]	868-xx standard	\$0	23.50	59.69	Seat Height -high	34.00	86.36

CB | optional crescent backrest* | standard full backrest



863 Lab Stool with Single Lever Release, Footring, and Polished Aluminum Base



com	tier 1	tier 2	tier 3	tier 4	tier 5	tier 6	tier 7	tier 8	tier 9	tier 10
\$852	\$852	\$932	\$952	\$965	\$1,011	\$1,036	\$1,052	\$1,059	\$1,094	\$1,147

† Specs:	inch		cm		inch		cm		yd		m			
Seat Diameter	16.00	40.64	Backrest Width	9.75	24.77	COM Requirement ¹⁰	1	0.92	Height Release hardware				single lever	
Overall Height with backrest -low	37.00	93.98	Backrest Height	15.75	45.72	Weight Capacity ¹ EVENLY DISTRIBUTED		350	158.76	Shipping Weight ⁸			32	14.51
Overall Height with backrest -high	47.00	119.38	Base Diameter with glides	24.00	60.96	Height Adjustment method		pneumatic		Backrest [†]			add	
Seat Foam thickness	3.00	7.62	Height Adjustment method	pneumatic		Footring [†]		add	standard	\$0	Crescent 863CB-xx			\$315
Footring	18.00	45.72	Backrest Adjustment direction	lateral		Adjustable Height Seat ^{††12}		add						

863 Options:
[details & photos on page 34*](#)

[Product Info](#)

Adjustable Height Seat ^{††12}		add	inch		cm		inch		cm	
7 [seven]	863-7-xx	\$0	Seat Height -low	20.50	52.07	Seat Height -high	27.50	69.85		
10 [ten] [§]	863-xx standard	\$0	Seat Height -low	24.50	62.23	Seat Height -high	35.00	88.90		

862 Lab Stool with Single Lever Release, Footring, and Brushed Aluminum Base with Toe Caps



com	tier 1	tier 2	tier 3	tier 4	tier 5	tier 6	tier 7	tier 8	tier 9	tier 10
\$882	\$882	\$962	\$982	\$995	\$1,041	\$1,066	\$1,082	\$1,089	\$1,124	\$1,177

† Specs:	inch		cm		inch		cm		yd		m			
Seat Diameter	16.00	40.64	Backrest Width	9.75	24.77	COM Requirement ¹⁰	1	0.92	Height Release hardware				single lever	
Overall Height with backrest -low	36.00	91.44	Backrest Height	15.75	45.72	Weight Capacity ¹ EVENLY DISTRIBUTED		350	158.76	Shipping Weight ⁸			28	12.70
Overall Height with backrest -high	46.00	116.84	Base Diameter with glides	24.00	60.96	Height Adjustment method		pneumatic		Backrest [†]			add	
Seat Foam thickness	3.00	7.62	Height Adjustment method	pneumatic		Footring [†]		add	standard	\$0	Crescent 862CB-xx			\$315
Footring	18.00	45.72	Backrest Adjustment direction	lateral		Adjustable Height Seat ^{††12}		add						

862 Options:
[details & photos on page 34*](#)

[Product Info](#)

Adjustable Height Seat ^{††12}		add	inch		cm		inch		cm	
7 [seven]	862-7-xx	\$0	Seat Height -low	19.50	49.53	Seat Height -high	27.50	69.85		
10 [ten] [§]	862-xx standard	\$0	Seat Height -low	23.50	59.69	Seat Height -high	34.00	86.36		

861 Lab Stool with Single Lever Release, Footring, and Black Nylon Composite Base



com	tier 1	tier 2	tier 3	tier 4	tier 5	tier 6	tier 7	tier 8	tier 9	tier 10
\$802	\$802	\$882	\$902	\$915	\$961	\$986	\$1,002	\$1,009	\$1,044	\$1,097

† Specs:	inch		cm		inch		cm		yd		m			
Seat Diameter	16.00	40.64	Backrest Width	9.75	24.77	COM Requirement ¹⁰	1	0.92	Height Release hardware				single lever	
Overall Height with backrest -low	37.00	93.98	Backrest Height	15.75	45.72	Weight Capacity ¹ EVENLY DISTRIBUTED		350	158.76	Shipping Weight ⁸			27	12.25
Overall Height with backrest -high	47.00	119.38	Base Diameter with glides	24.00	60.96	Height Adjustment method		pneumatic		Backrest [†]			add	
Seat Foam thickness	3.00	7.62	Height Adjustment method	pneumatic		Footring [†]		add	standard	\$0	Crescent 861CB-xx			\$315
Footring	18.00	45.72	Backrest Adjustment direction	lateral		Adjustable Height Seat ^{††12}		add						

861 Options:
[details & photos on page 34*](#)

[Product Info](#)

Adjustable Height Seat ^{††12}		add	inch		cm		inch		cm	
7 [seven]	861-7-xx	\$0	Seat Height -low	20.50	52.07	Seat Height -high	27.50	69.85		
10 [ten] [§]	861-xx standard	\$0	Seat Height -low	24.50	62.23	Seat Height -high	35.00	88.90		

841DC Self Skin Ergonomic Chair with Seat Tilt, Back Tilt, Footring, and Black Nylon Composite Base



[Product Info](#)

[details & photos on page 34*](#)

list
\$748

available in black urethane only

Specs:	inch		cm		inch		cm			
Seat Width	18.00	45.72	Backrest Width	16.00	40.64	Seat & Back substrate	steel			
Seat Depth	17.00	43.18	Backrest Height	12.00	30.48	Seat & Back cover material	urethane			
Overall Height with backrest -low	38.50	97.79	Base Diameter with casters	24.00	60.96	Height Adjustment seat & back tilt	dual lever			
Overall Height with backrest -high	49.00	124.46	Height Adjustment method	pneumatic			lb	kg		
Footring	20.00	50.80	Backrest Adjustment direction	height			Weight Capacity ¹ EVENLY DISTRIBUTED	350	158.76	
						Shipping Weight ⁸	43	19.50		

841DC Options:

Adjustable Height Seat ^{†12}			add		inch		cm	
7 [seven]	841DC-7	\$0	Seat Height-low	18.50	46.99	Seat Height-high	25.50	57.15
10 [ten] [§]	841DC standard	\$0	Seat Height-low	22.50	57.15	Seat Height-high	33.00	83.82

Casters	add	T-Style Armrest	add	Procedure Arm	add	Footring	add	Backrest	add
page 34	varies	841DC-T	\$187	not available		standard	\$0	Full standard	\$0

848SC Self Skin Ergonomic Chair with Footring and Black Tubular 5-Leg Steel Base with Glides



[Product Info](#)

[details & photos on page 34*](#)

list
\$693

available in black urethane only

Specs:	inch		cm		inch		cm			
Seat Width	18.00	45.72	Backrest Width	16.00	40.64	Seat & Back substrate	steel			
Seat Depth	17.00	43.18	Backrest Height	12.00	30.48	Seat & Back cover material	urethane			
Overall Height with backrest -low	37.50	95.25	Base Diameter with casters	24.00	60.96	Height Release hardware	single lever			
Overall Height with backrest -high	47.50	120.65	Height Adjustment method	pneumatic			lb	kg		
Footring	20.00	50.80	Backrest Adjustment direction	lateral			Weight Capacity ¹ EVENLY DISTRIBUTED	350	158.76	
						Shipping Weight ⁸	39	17.69		

848SC Options:

Adjustable Height Seat ^{†12}			add		inch		cm	
7 [seven]	848DC-7	\$0	Seat Height-low	17.50	44.45	Seat Height-high	24.50	62.23
10 [ten] [§]	848DC standard	\$0	Seat Height-low	21.00	53.34	Seat Height-high	31.50	80.01

T-Style Armrest	add	Procedure Arm	add	Footring	add	Backrest	add
848SC-T	\$187	not available		standard	\$0	Full standard	\$0

843SC Self Skin Ergonomic Chair with Footring and Polished Aluminum Base



[Product Info](#)

[details & photos on page 34*](#)

list
\$690

available in black urethane only

Specs:	inch		cm		inch		cm			
Seat Width	18.00	45.72	Backrest Width	16.00	40.64	Seat & Back substrate	steel			
Seat Depth	17.00	43.18	Backrest Height	12.00	30.48	Seat & Back cover material	urethane			
Overall Height with backrest -low	38.50	97.79	Base Diameter with casters	24.00	60.96	Height Release hardware	single lever			
Overall Height with backrest -high	49.00	124.46	Height Adjustment method	pneumatic			lb	kg		
Footring	20.00	50.80	Backrest Adjustment direction	lateral			Weight Capacity ¹ EVENLY DISTRIBUTED	350	158.76	
						Shipping Weight ⁸	39	17.69		

843SC Options:

Adjustable Height Seat ^{†12}			add		inch		cm	
7 [seven]	843SC-7	\$0	Seat Height-low	18.50	46.99	Seat Height-high	25.50	57.15
10 [ten] [§]	843SC standard	\$0	Seat Height-low	22.50	57.15	Seat Height-high	33.00	83.82

Casters	add	T-Style Armrest	add	Procedure Arm	add	Footring	add	Backrest	add
page 34	varies	843SC-T	\$187	not available		standard	\$0	Full standard	\$0

842SC Self Skin Ergonomic Chair with Footring and Brushed Aluminum Base with Toe Caps



list
\$725

available in black urethane only

Specs:	inch		cm		inch		cm			
Seat Width	18.00	45.72	Backrest Width	16.00	40.64	Seat & Back substrate	steel			
Seat Depth	17.00	43.18	Backrest Height	12.00	30.48	Seat & Back cover material	urethane			
Overall Height with backrest -low	37.50	95.25	Base Diameter with casters	24.00	60.96	Height Release hardware	single lever			
Overall Height with backrest -high	48.00	121.92	Height Adjustment method	pneumatic			lb	kg		
Footring	20.00	50.80	Backrest Adjustment direction	lateral			Weight Capacity ¹ EVENLY DISTRIBUTED	350	158.76	
						Shipping Weight ⁸	39	17.69		

842SC Options:

*details & photos on page 34**

Adjustable Height Seat ^{†12}			add	inch	cm	inch	cm	
7 [seven]	842SC-7	\$0	Seat Height -low	17.50	44.45	Seat Height -high	24.50	62.23
10 [ten] [§]	842SC standard	\$0	Seat Height -low	21.50	54.61	Seat Height -high	32.00	81.28

Casters	add	T-Style Armrest	add	Procedure Arm	add	Footring	add	Backrest	add
page 34	varies	842SC-T	\$187	not available		standard	\$0	Full standard	\$0

841SC Self Skin Ergonomic Chair with Footring, and Black Nylon Composite Base



list
\$616

available in black urethane only

Specs:	inch		cm		inch		cm			
Seat Width	18.00	45.72	Backrest Width	16.00	40.64	Seat & Back substrate	steel			
Seat Depth	17.00	43.18	Backrest Height	12.00	30.48	Seat & Back cover material	urethane			
Overall Height with backrest -low	38.50	97.79	Base Diameter with casters	24.00	60.96	Height Release hardware	single lever			
Overall Height with backrest -high	49.00	124.46	Height Adjustment method	pneumatic			lb	kg		
Footring	20.00	50.80	Backrest Adjustment direction	lateral			Weight Capacity ¹ EVENLY DISTRIBUTED	350	158.76	
						Shipping Weight ⁸	38	17.24		


841SC Options:

*details & photos on page 34**

Adjustable Height Seat ^{†12}			add	inch	cm	inch	cm	
7 [seven]	841SC-7	\$0	Seat Height -low	18.50	46.99	Seat Height -high	25.50	57.15
10 [ten] [§]	841SC standard	\$0	Seat Height -low	22.50	57.15	Seat Height -high	33.00	83.82

Casters	add	T-Style Armrest	add	Procedure Arm	add	Footring	add	Backrest	add
page 34	varies	841SC-T	\$187	not available		standard	\$0	Full standard	\$0

T | adjustable urethane t-style armrests option*



838 Ergonomic Lab Chair with Seat Tilt, Back Tilt, Footring, and Black Tubular 5-Leg Steel Base with Glides



[Product Info](#)

com	tier 1	tier 2	tier 3	tier 4	tier 5	tier 6	tier 7	tier 8	tier 9	tier 10
\$1,075	\$1,075	\$1,155	\$1,175	\$1,188	\$1,234	\$1,259	\$1,275	\$1,282	\$1,317	\$1,370

Specs:

	inch	cm		inch	cm		yd	m
Seat Width	20.00	50.80	Backrest Width	19.00	48.26	COM Requirement ¹⁰	1	0.92
Seat Depth	18.00	45.72	Backrest Height	16.00	40.64	Height Release hardware	dual lever	
Overall Height with backrest -low	39.00	99.06	Base Diameter with casters	24.00	60.96		lb	kg
Overall Height with backrest -high	49.50	125.73	Height Adjustment method	pneumatic		Weight Capacity ¹ EVENLY DISTRIBUTED	350	158.76
Footring	20.00	50.80	Backrest Adjustment direction	height		Shipping Weight ⁸	45	20.41

Options:

Adjustable Height Seat ^{††12} add			inch	cm	inch	cm		
7 [seven]	838-7-xx	\$0	Seat Height -low	19.50	49.53	Seat Height -high	26.50	67.31
10 [ten]	838-xx standard	\$0	Seat Height -low	22.50	57.15	Seat Height -high	33.00	83.82

T-Style Armrest [†] add	Procedure Arm [†] add	Footring [†] add	Backrest [†] add
838-T-xx \$187	not available	standard \$0	Full standard \$0

[details & photos on page 34*](#)

833 Ergonomic Lab Chair with Seat Tilt, Back Tilt, Footring, and Polished Aluminum Base



[Product Info](#)

com	tier 1	tier 2	tier 3	tier 4	tier 5	tier 6	tier 7	tier 8	tier 9	tier 10
\$1,065	\$1,065	\$1,145	\$1,165	\$1,178	\$1,224	\$1,249	\$1,265	\$1,272	\$1,307	\$1,360

Specs:

	inch	cm		inch	cm		yd	m
Seat Width	20.00	50.80	Backrest Width	19.00	48.26	COM Requirement ¹⁰	1	0.92
Seat Depth	18.00	45.72	Backrest Height	16.00	40.64	Height Release hardware	dual lever	
Overall Height with backrest -low	39.00	99.06	Base Diameter with casters	24.00	60.96		lb	kg
Overall Height with backrest -high	49.50	125.73	Height Adjustment method	pneumatic		Weight Capacity ¹ EVENLY DISTRIBUTED	350	158.76
Footring	20.00	50.80	Backrest Adjustment direction	height		Shipping Weight ⁸	45	20.41

Options:

[details & photos on page 34*](#)

Adjustable Height Seat ^{††12} add			inch	cm	inch	cm		
7 [seven]	833-7-xx	\$0	Seat Height -low	20.00	50.80	Seat Height -high	27.00	68.58
10 [ten]	833-xx standard	\$0	Seat Height -low	24.00	60.96	Seat Height -high	34.50	87.63

Casters add	T-Style Armrest [†] add	Procedure Arm [†] add	Footring [†] add	Backrest [†] add
page 34 varies	833-T-xx \$187	not available	standard \$0	Full standard \$0

832 Ergonomic Lab Chair with Seat Tilt, Back Tilt, Footring, and Brushed Aluminum Base with Toe Caps



[Product Info](#)

com	tier 1	tier 2	tier 3	tier 4	tier 5	tier 6	tier 7	tier 8	tier 9	tier 10
\$1,054	\$1,054	\$1,134	\$1,154	\$1,167	\$1,213	\$1,238	\$1,254	\$1,261	\$1,296	\$1,349

Specs:

	inch	cm		inch	cm		yd	m
Seat Width	20.00	50.80	Backrest Width	19.00	48.26	COM Requirement ¹⁰	1	0.92
Seat Depth	18.00	45.72	Backrest Height	16.00	40.64	Height Release hardware	dual lever	
Overall Height with backrest -low	38.00	96.52	Base Diameter with casters	24.00	60.96		lb	kg
Overall Height with backrest -high	48.50	123.19	Height Adjustment method	pneumatic		Weight Capacity ¹ EVENLY DISTRIBUTED	350	158.76
Footring	20.00	50.80	Backrest Adjustment direction	height		Shipping Weight ⁸	45	20.41

Options:

[details & photos on page 34*](#)

Adjustable Height Seat ^{††12} add			inch	cm	inch	cm		
7 [seven]	832-7-xx	\$0	Seat Height -low	19.00	48.26	Seat Height -high	26.00	66.04
10 [ten]	832-xx standard	\$0	Seat Height -low	23.00	58.42	Seat Height -high	33.50	85.09

Casters add	T-Style Armrest [†] add	Procedure Arm [†] add	Footring [†] add	Backrest [†] add
page 34 varies	832-T-xx \$187	not available	standard \$0	Full standard \$0

831 Ergonomic Lab Chair with Seat Tilt, Back Tilt, Footring, and Black Nylon Composite Base



Product Info

831 Options:

details & photos on page 34*

com	tier 1	tier 2	tier 3	tier 4	tier 5	tier 6	tier 7	tier 8	tier 9	tier 10
\$950	\$950	\$1,030	\$1,050	\$1,063	\$1,109	\$1,134	\$1,150	\$1,157	\$1,192	\$1,245

Specs:	inch		cm		inch		cm		yd		m	
Seat Width	20.00	50.80	Backrest Width	19.00	48.26	COM Requirement ¹⁰		1	0.92			
Seat Depth	18.00	45.72	Backrest Height	16.00	40.64	Height Release hardware		dual lever				
Overall Height with backrest -low	39.00	99.06	Base Diameter with casters	24.00	60.96	Weight Capacity ¹ EVENLY DISTRIBUTED		350	158.76			
Overall Height with backrest -high	49.50	125.73	Height Adjustment method	pneumatic		Shipping Weight ⁸		45	20.41			
Footring	20.00	50.80	Backrest Adjustment direction	height								

Adjustable Height Seat ^{††12}			inch		cm	
7 [seven]	831-7-xx	\$0	20.00	50.80	Seat Height-high	27.00 68.58
10 [ten] [§]	831-xx standard	\$0	24.00	60.96	Seat Height-high	34.50 87.63

Casters	add	T-Style Armrest [†]	add	Procedure Arm [†]	add	Footring [†]	add	Backrest [†]	add
page 34	varies	831-T-xx	\$187	not available		standard	\$0	Full standard	\$0

818 Ergonomic Lab Chair with Footring, and Black Tubular 5-Leg Steel Base with Glides



Product Info

818 Options:

details & photos on page 34*

com	tier 1	tier 2	tier 3	tier 4	tier 5	tier 6	tier 7	tier 8	tier 9	tier 10
\$944	\$944	\$1,024	\$1,044	\$1,057	\$1,103	\$1,128	\$1,144	\$1,151	\$1,186	\$1,239

Specs:	inch		cm		inch		cm		yd		m	
Seat Width	20.00	50.80	Backrest Width	16.00	40.64	COM Requirement ¹⁰		1	0.92			
Seat Depth	18.00	45.72	Backrest Height	18.00	45.72	Height Release hardware		single lever				
Overall Height with backrest -low	41.50	105.41	Base Diameter with casters	24.00	60.96	Weight Capacity ¹ EVENLY DISTRIBUTED		350	158.76			
Overall Height with backrest -high	52.00	132.08	Height Adjustment method	pneumatic		Shipping Weight ⁸		45	20.41			
Footring	20.00	50.80	Backrest Adjustment direction	lateral								

Adjustable Height Seat ^{††12}			inch		cm	
7 [seven]	818-7-xx	\$0	19.50	49.53	Seat Height-high	26.50 67.31
10 [ten] [§]	818-xx standard	\$0	22.50	57.15	Seat Height-high	33.00 83.82

T-Style Armrest [†]	add	Procedure Arm [†]	add	Footring [†]	add	Backrest [†]	add
818-T-xx	\$187	not available		standard	\$0	Full standard	\$0

813 Ergonomic Lab Chair with Footring, and Polished Aluminum Base



Product Info

813 Options:

details & photos on page 34*

com	tier 1	tier 2	tier 3	tier 4	tier 5	tier 6	tier 7	tier 8	tier 9	tier 10
\$924	\$924	\$1,004	\$1,024	\$1,037	\$1,083	\$1,108	\$1,124	\$1,131	\$1,166	\$1,219

Specs:	inch		cm		inch		cm		yd		m	
Seat Width	20.00	50.80	Backrest Width	16.00	40.64	COM Requirement ¹⁰		1	0.92			
Seat Depth	18.00	45.72	Backrest Height	18.00	45.72	Height Release hardware		single lever				
Overall Height with backrest -low	42.00	106.68	Base Diameter with casters	24.00	60.96	Weight Capacity ¹ EVENLY DISTRIBUTED		350	158.76			
Overall Height with backrest -high	52.50	133.35	Height Adjustment method	pneumatic		Shipping Weight ⁸		43	19.50			
Footring	20.00	50.80	Backrest Adjustment direction	lateral								

Adjustable Height Seat ^{††12}			inch		cm	
7 [seven] [§]	813-7-xx	\$0	20.00	50.80	Seat Height-high	27.00 68.58
10 [ten]	813-xx standard	\$0	24.00	60.96	Seat Height-high	34.50 87.63

Casters	add	T-Style Armrest [†]	add	Procedure Arm [†]	add	Footring [†]	add	Backrest [†]	add
page 34	varies	813-T-xx	\$187	not available		standard	\$0	Full standard	\$0

812 Ergonomic Lab Chair with Footring and Brushed Aluminum Base with Toe Caps



com	tier 1	tier 2	tier 3	tier 4	tier 5	tier 6	tier 7	tier 8	tier 9	tier 10
\$938	\$938	\$1,018	\$1,038	\$1,051	\$1,097	\$1,122	\$1,138	\$1,145	\$1,180	\$1,233

Specs: †

	inch	cm		inch	cm		yd	m
Seat Width	20.00	50.80	Backrest Width	16.00	40.64	COM Requirement ¹⁰	1	0.92
Seat Depth	18.00	45.72	Backrest Height	18.00	45.72	Height Release hardware	single lever	
Overall Height with backrest -low	41.00	104.14	Base Diameter with casters	24.00	60.96	Weight Capacity ¹ EVENLY DISTRIBUTED	lb	kg
Overall Height with backrest -high	51.50	130.81	Height Adjustment method	pneumatic		Weight Capacity ¹	350	158.76
Footring	20.00	50.80	Backrest Adjustment direction	lateral		Shipping Weight ⁸	43	19.50

Options: 812

details & photos on page 34*

Adjustable Height Seat ^{††12}	add		inch	cm		inch	cm	
7 [seven]	812-7-xx	\$0	Seat Height-low	19.00	48.26	Seat Height-high	26.00	66.04
10 [ten] [§]	812-xx standard	\$0	Seat Height-low	23.00	58.42	Seat Height-high	33.50	85.09

Casters	add	T-Style Armrest [†]	add	Procedure Arm [†]	add	Footring [†]	add	Backrest [†]	add
page 34	varies	812-T-xx	\$187	not available		standard	\$0	Full standard	\$0

[Product Info](#)

811 Ergonomic Lab Chair with Footring, and Black Nylon Composite Base



com	tier 1	tier 2	tier 3	tier 4	tier 5	tier 6	tier 7	tier 8	tier 9	tier 10
\$832	\$832	\$912	\$932	\$945	\$991	\$1,016	\$1,032	\$1,039	\$1,074	\$1,127

Specs: †

	inch	cm		inch	cm		yd	m
Seat Width	20.00	50.80	Backrest Width	16.00	40.64	COM Requirement ¹⁰	1	0.92
Seat Depth	18.00	45.72	Backrest Height	18.00	45.72	Height Release hardware	single lever	
Overall Height with backrest -low	42.00	106.68	Base Diameter with casters	24.00	60.96	Weight Capacity ¹ EVENLY DISTRIBUTED	lb	kg
Overall Height with backrest -high	52.50	133.35	Height Adjustment method	pneumatic		Weight Capacity ¹	350	158.76
Footring	20.00	50.80	Backrest Adjustment direction	lateral		Shipping Weight ⁸	42	19.05

Options: 811

details & photos on page 34*

Adjustable Height Seat ^{††12}	add		inch	cm		inch	cm	
7 [seven]	811-7-xx	\$0	Seat Height-low	19.50	49.53	Seat Height-high	26.50	67.31
10 [ten] [§]	811-xx standard	\$0	Seat Height-low	24.00	60.96	Seat Height-high	34.50	87.63

Casters	add	T-Style Armrest [†]	add	Procedure Arm [†]	add	Footring [†]	add	Backrest [†]	add
page 34	varies	811-T-xx	\$187	not available		standard	\$0	Full standard	\$0

[Product Info](#)



xx1 | black nylon composite base



xx2 | brushed aluminum base with toe caps



xx3 | polished aluminum base



xx8 | black tubular five-leg steel base and glides

748 Hydraulic Surgical Stool with Silver Column, Foot Release and Polished Aluminum Base



[Product Info](#)

[details & photos on page 34*](#)

Specs: †

com	tier 1	tier 2	tier 3	tier 4	tier 5	tier 6	tier 7	tier 8	tier 9	tier 10
\$1,178	\$1,178	\$1,258	\$1,278	\$1,291	\$1,337	\$1,362	\$1,378	\$1,385	\$1,420	\$1,473

	inch	cm		inch	cm		yd	m
Seat Diameter	16.00	40.64	Base Diameter <i>with casters</i>	24.00	60.96	COM Requirement ¹⁰	1	0.92
Overall Height <i>- low</i>	35.50	90.17	Height Adjustment <i>method</i>	hydraulic		+ FREIGHT * Weight Capacity ¹ EVENLY DISTRIBUTED	lb	kg
Overall Height <i>- high</i>	42.50	107.95	Rotation Lock	on seat			350	158.76
Height Release <i>hardware</i>	foot control		Powder Coat Finish	silver		Shipping Weight ⁸	45	20.41

Options: 748

Casters	add	T-Style Armrest [†]	add	Procedure Arm [†]	add	Footring [†]	add	Backrest [†]	add
page 34	varies	not available		not available		not available		Full 748B-xx	\$235
								Crescent 748CB-xx	\$315

744 Hydraulic Surgical Stool with Black Column, Foot Release and Black Aluminum Base



[Product Info](#)

[details & photos on page 34*](#)

Specs: †

com	tier 1	tier 2	tier 3	tier 4	tier 5	tier 6	tier 7	tier 8	tier 9	tier 10
\$1,178	\$1,178	\$1,258	\$1,278	\$1,291	\$1,337	\$1,362	\$1,378	\$1,385	\$1,420	\$1,473

	inch	cm		inch	cm		yd	m
Seat Diameter	16.00	40.64	Base Diameter <i>with casters</i>	24.00	60.96	COM Requirement ¹⁰	1	0.92
Overall Height <i>- low</i>	35.50	90.17	Height Adjustment <i>method</i>	hydraulic		+ FREIGHT * Weight Capacity ¹ EVENLY DISTRIBUTED	lb	kg
Overall Height <i>- high</i>	42.50	107.95	Rotation Lock	on seat			350	158.76
Height Release <i>hardware</i>	foot control		Powder Coat Finish	black		Shipping Weight ⁸	45	20.41

Options: 744

Casters	add	T-Style Armrest [†]	add	Procedure Arm [†]	add	Footring [†]	add	Backrest [†]	add
page 34	varies	not available		not available		not available		Full 744B-xx	\$235
								Crescent 744CB-xx	\$315

HSS500 Surgeon Stool with Foot-Controlled Hydraulics, 3-Spindle Base, and 4 Dual Tente® Casters



[Product Info](#)



Dual-density Foam Seat with Dura-Gel® Insert

HSS500 Options:

list	
\$6,420	<i>available in black urethane only</i>

	inch	cm		inch	cm		degrees	
Overall Width ³	25.50	64.77	Base Width ³	24.00	60.96	Armrest Rotation	360	
Overall Depth ³	32.25	81.92	Base Depth ³	28.50	72.39	Armrest Support	180	
Overall Height - low	21.00	53.34	Seat Height - low	21.50	54.61	Backrest Tilt	20	
Overall Height - high	28.00	71.12	Seat Height - high	28.50	72.39	+ FREIGHT * Weight Capacity ¹ EVENLY DISTRIBUTED	lb	kg
Armrest Width ³	4.75	12.07	Backrest Width	14.00	35.56		300	136.08
Armrest Length ³	12.00	30.48	Backrest Length	8.25	20.96	Shipping Weight ⁸	74	33.57
Armrest Height - low	7.00	17.78	Backrest Height - low	10.50	26.67	Tente® Casters <i>four sets - dual</i>	3.00	7.62
Armrest Height - high	15.00	38.10	Backrest Height - high	12.50	31.75			

Saddle Seat [§]	add	Wedge Seat	add	Water Drop Seat	add	Reverse Water Drop	add
HSS500-S	\$0	HSS500-W	\$0	HSS500-WD	\$0	HSS500-RWD	\$0
Width ³	17.00	inch	13.50	inch	15.75	inch	15.75
Depth ³	17.65	cm	34.29	cm	40.00	cm	40.00
		Depth ³	18.00	Depth ³	18.00	Depth ³	18.00
			45.72		45.72		45.72

³ variance: ± 0.5 inch

IN601P Pivot-Arm Clinical Care Recliner with 3 Positions, Trendelenburg, and Upholstered Arms



Specs: †

	com	tier 1	tier 2	tier 3	tier 4	tier 5	tier 6	tier 7	tier 8	tier 9	tier 10
	\$4,308	\$4,308	\$4,787	\$4,907	\$4,987	\$5,263	\$5,414	\$5,507	\$5,548	\$5,758	\$6,078
	inch		cm		inch		cm		yd		m
Overall Width	34.50	87.63	Seat Width	22.50	57.15	COM Requirement ¹⁰		7	6.40		
Overall Width <i>side table up</i>	54.00	137.16	Seat Depth	19.00	48.26					inch	cm†
Overall Depth	38.00	96.52	Seat Height	22.00	55.88	Fold Down Side Tables		10 x 19	25 x 48		
Overall Depth <i>trendelenburg</i>	72.00	182.88	Arm Width	3.00	7.62						
Overall Height	51.50	130.81	Width <i>between arms</i>	25.00	63.50	+ FREIGHT*		lb	kg		
Back Width	30.50	77.47	Arm Height <i>from floor</i>	28.50	72.39	Weight Capacity ¹ EVENLY DISTRIBUTED		400	181.44		
Back Height <i>above seat</i>	30.00	76.20	Tente® Casters	5.00	12.70	Shipping Weight ⁸		197	89.36		

Product Info

IN601P Options & Accessories:
details & photos on page 35*

Heat & Massage†	add	IV Mounting	add	Headrest†	add	Extended†	add	Folding Tables	add
None IN601Pxx	\$0	Mount FR601IVMNT ⁵	\$64	Skirt HRSxx	\$78	Legrest IN601PLxx ^{6S}	\$0	Fold Down Side \$	\$0
Both IN601PHxx	\$1,740	Pole 2101A	\$64	Cover HRC601xx	\$149	Legs	not available	Swing-Away SAFT20-601	\$447
Heat Only IN601PH0xx	\$1,494			Pillow FR5659xxUS	\$98				

IN601U Pivot-Arm Clinical Care Recliner with 3 Positions, Trendelenburg, and Urethane Capped Arms



Specs: †

	com	tier 1	tier 2	tier 3	tier 4	tier 5	tier 6	tier 7	tier 8	tier 9	tier 10
	\$4,480	\$4,480	\$4,959	\$5,079	\$5,159	\$5,435	\$5,586	\$5,679	\$5,720	\$5,930	\$6,250
	inch		cm		inch		cm		yd		m
Overall Width	34.50	87.63	Seat Width	22.50	57.15	COM Requirement ¹		7	6.40		
Overall Width <i>side table up</i>	54.00	137.16	Seat Depth	19.00	48.26					inch	cm†
Overall Depth	38.00	96.52	Seat Height	22.00	55.88	Fold Down Side Tables		10 x 19	25 x 48		
Overall Depth <i>trendelenburg</i>	72.00	182.88	Arm Width	3.00	7.62						
Overall Height	51.50	130.81	Width <i>between arms</i>	25.00	63.50	+ FREIGHT*		lb	kg		
Back Width	30.50	77.47	Arm Height <i>from floor</i>	28.50	72.39	Weight Capacity ¹⁰ EVENLY DISTRIBUTED		400	181.44		
Back Height <i>above seat</i>	30.00	76.20	Tente® Casters	5.00	12.70	Shipping Weight ⁸		197	89.36		

Product Info

IN601U Options & Accessories:
details & photos on page 35*

Heat & Massage†	add	IV Mounting	add	Headrest†	add	Extended†	add	Folding Table	add
None IN601Uxx	\$0	Mount FR601IVMNT ⁵	\$64	Skirt HRSxx	\$78	Legrest IN601ULxx ⁶	\$0	Fold Down Side \$	\$0
Both IN601UHxx	\$1,740	Pole 2101A	\$64	Cover HRC601xx	\$149	Legs	not available	Swing-Away SAFT20-601	\$447
Heat Only IN601UH0xx	\$1,494			Pillow FR5659xxUS	\$98				



IN597G Ortho-Biotic II Recliner with Infinite Back Positioning, Trendelenburg, and Wood Capped Arms



Specs: †

	com	tier 1	tier 2	tier 3	tier 4	tier 5	tier 6	tier 7	tier 8	tier 9	tier 10
	\$4,788	\$4,788	\$5,267	\$5,387	\$5,467	\$5,743	\$5,894	\$5,987	\$6,028	\$6,238	\$6,558
	inch		cm		inch		cm		yd		m
Overall Width	33.00	83.82	Seat Width	23.00	58.42	COM Requirement ¹⁰		6	5.49		
Overall Width <i>side table up</i>	45.00	114.30	Seat Depth	20.00	50.80			inch	cm†		
Overall Depth	37.00	93.98	Seat Height	21.00	53.34	Fold Down Side Table ⁴⁵		10 x 19	25 x 48		
Overall Depth <i>trendelenburg</i>	73.00	185.42	Arm Width	3.50	8.89						
Overall Height	46.00	116.84	Width <i>between arms</i>	24.00	60.96	+ FREIGHT*		lb	kg		
Back Width	23.00	58.42	Arm Height <i>from floor</i>	26.75	67.95	Weight Capacity ¹ EVENLY DISTRIBUTED		350	158.76		
Back Height <i>above seat</i>	30.00	76.20	Tente® Casters	4.00	10.16	Shipping Weight ⁸		210	95.25		

Product Info

**IN597G
Options
& Accessories:**
details & photos on page 35*

Heat & Massage†	add	IV Mounting	add	Headrest†	add	Extended	Folding Table	add
None IN597Gxx	\$0	Mount FR597GIVMNT ⁵	\$48	Skirt HRSxx	\$78	Legrest not available	Left Side Single FR597GTBLMNT ⁴⁵	\$102
Both IN597GHxx	\$1,852	Pole 2101A	\$64	Cover not available		Legs not available	Swing-Away SAFT20-597	\$447
Heat Only IN597GH0xx	\$1,604			Pillow standard [§]	\$0			

IN597P Ortho-Biotic II Recliner with Infinite Back Positioning, Trendelenburg, and Upholstered Arms



Specs: †

	com	tier 1	tier 2	tier 3	tier 4	tier 5	tier 6	tier 7	tier 8	tier 9	tier 10
	\$4,646	\$4,646	\$5,125	\$5,245	\$5,325	\$5,601	\$5,752	\$5,845	\$5,886	\$6,096	\$6,416
	inch		cm		inch		cm		yd		m
Overall Width	33.00	83.82	Seat Width	23.00	58.42	COM Requirement ¹⁰		6	5.49		
Overall Width <i>side table up</i>	45.00	114.30	Seat Depth	20.00	50.80			inch	cm†		
Overall Depth	37.00	93.98	Seat Height	21.00	53.34	Fold Down Side Table		10 x 19	25 x 48		
Overall Depth <i>trendelenburg</i>	73.00	185.42	Arm Width	3.50	8.89						
Overall Height	46.00	116.84	Width <i>between arms</i>	24.00	60.96	+ FREIGHT*		lb	kg		
Back Width	23.00	58.42	Arm Height <i>from floor</i>	26.75	67.95	Weight Capacity ¹ EVENLY DISTRIBUTED		350	158.76		
Back Height <i>above seat</i>	30.00	76.20	Tente® Casters	4.00	10.16	Shipping Weight ⁸		210	95.25		

Product Info

**IN597P
Options
& Accessories:**
details & photos on page 35*

Heat & Massage†	add	IV Mounting	add	Headrest†	add	Extended	Folding Table	add
None IN597Pxx	\$0	Mount FR597GIVMNT ⁵	\$48	Skirt HRSxx	\$78	Legrest not available	Left Side Single FR597GTBLMNT ⁴⁵	\$102
Both IN597PHxx	\$1,852	Pole 2101A	\$64	Cover not available		Legs not available	Swing-Away SAFT20-597	\$447
Heat Only IN597PH0xx	\$1,604			Pillow standard [§]	\$0			



IN587W Extra Wide Clinical Care Recliner with 3 Positions and Trendelenburg



Specs: †

	com	tier 1	tier 2	tier 3	tier 4	tier 5	tier 6	tier 7	tier 8	tier 9	tier 10
	\$3,592	\$3,592	\$4,071	\$4,191	\$4,271	\$4,547	\$4,698	\$4,791	\$4,832	\$5,042	\$5,362
	inch		cm		inch		cm		yd		m
Overall Width	33.00	83.82	Seat Width		24.00	60.96	COM Requirement¹⁰		6	5.49	
Overall Width side table up	53.50	135.89	Seat Depth		20.50	52.07			inch		cm†
Overall Depth	45.50	115.57	Seat Height		22.00	55.88	Fold Down Side Table		10 x 19	25 x 48	
Overall Depth trendelenburg	78.00	198.12	Arm Width		4.50	11.43					
Overall Height	50.00	127.00	Width between arms		23.25	59.06	+ FREIGHT *		lb		kg
Back Width	30.50	77.47	Arm Height from floor		28.00	71.39	Weight Capacity¹ EVENLY DISTRIBUTED		450	204.12	
Back Height above seat	33.50	85.09	Tente® Casters		5.00	12.70	Shipping Weight⁸		143	64.86	

Product Info

IN587W Options & Accessories: details & photos on page 35*

Heat & Massage†	add	IV Mounting	add	Headrest†	add	Extended	add	Folding Table	add
None IN587Wxx	\$0	Mount 5782RG	\$54	Skirt HRSxx	\$78	Legrest	not available	Fold Down Side ⁵	\$0
Both IN587WHxx	\$1,740	Pole 2101A	\$64	Cover HRC587xx	\$128	Legs 4" ¹¹ FR5699G	\$40	Swing-Away SAFT10	\$447
Heat Only IN587WH0xx	\$1,494			Pillow FR5659xxUS	\$98				

IN587WD Extra Wide Drop-Arm Clinical Care Recliner with 3 Positions and Trendelenburg



Specs: †

	com	tier 1	tier 2	tier 3	tier 4	tier 5	tier 6	tier 7	tier 8	tier 9	tier 10
	\$3,900	\$3,900	\$4,379	\$4,499	\$4,579	\$4,855	\$5,006	\$5,099	\$5,140	\$5,350	\$5,670
	inch		cm		inch		cm		yd		m
Overall Width	35.75	90.81	Seat Width		24.00	60.96	COM Requirement¹⁰		6	5.49	
Overall Width side table up	58.25	147.96	Seat Depth		20.50	52.07			inch		cm†
Overall Depth	44.00	111.76	Seat Height		22.00	55.88	Fold Down Side Table		10 x 19	25 x 48	
Overall Depth trendelenburg	78.00	198.12	Arm Width		4.50	11.43	Tente® Casters		5.00	12.70	
Overall Height	50.00	127.00	Width between arms		26.50	67.31	+ FREIGHT *		lb		kg
Back Width	30.50	77.47	Drop Arm Height from floor, arm up		27.50	69.85	Weight Capacity¹ EVENLY DISTRIBUTED		450	204.12	
Back Height above seat	33.50	85.09	Drop Arm Height from floor, arm down		21.50	54.61	Shipping Weight⁸		145	65.77	

Product Info

IN587WD Options & Accessories: details & photos on page 35*

Heat & Massage†	add	IV Mounting	add	Headrest†	add	Extended	add	Folding Table	add
None IN587WDxx	\$0	Mount 5782RG	\$54	Skirt HRSxx	\$78	Legrest	not available	Fold Down Side ⁵	\$0
Both IN587WDHxx	\$1,742	Pole 2101A	\$64	Cover HRC587xx	\$128	Legs	not available	Swing-Away SAFT10	\$447
Heat Only IN587WDH0xx	\$1,496			Pillow FR5659xxUS	\$98				



IN566G Deluxe Clinical Care Recliner with 3 Positions and Trendelenburg



[Product Info](#)

IN566G Options & Accessories:
[details & photos on page 35*](#)

com	tier 1	tier 2	tier 3	tier 4	tier 5	tier 6	tier 7	tier 8	tier 9	tier 10
\$3,086	\$3,086	\$3,565	\$3,685	\$3,765	\$4,041	\$4,192	\$4,285	\$4,326	\$4,536	\$4,856

Specs: †	inch		cm		inch		cm		yd		m	
Overall Width	31.25	79.38	Seat Width	20.50	52.07	COM Requirement ¹⁰		6		5.49		
Overall Width side table up	51.50	130.81	Seat Depth	19.00	48.26			inch		cm†		
Overall Depth	37.50	95.25	Seat Height	22.25	56.52	Fold Down Side Table		10 x 19		25 x 48		
Overall Depth trendelenburg	75.00	190.50	Arm Width	4.50	11.43							
Overall Height	49.50	125.73	Width between arms	21.50	54.61	+ FREIGHT*		lb		kg		
Back Width	27.50	69.85	Arm Height from floor	28.50	72.39	Weight Capacity ¹ EVENLY DISTRIBUTED		400		181.44		
Back Height above seat	32.00	81.28	Tente® Casters	5.00	12.70	Shipping Weight ⁸		140		64.41		

Heat & Massage†	add	IV Mounting	add	Headrest†	add	Extended	add	Folding Table	add
None IN566Gxx	\$0	Mount 5782RG	\$54	Skirt HRSxx	\$78	Legrest	not available	Fold Down Side ⁵	\$0
Both IN566GHxx	\$1,666	Pole 2101A	\$64	Cover HRC566xx	\$134	Legs 4" ¹¹ FR5699G	\$40	Swing-Away SAFT10	\$447
Heat Only IN566GH0xx	\$1,420			Pillow FR5659xxUS	\$98				

IN566DG Deluxe Drop-Arm Clinical Care Recliner with 3 Positions and Trendelenburg



[Product Info](#)

IN566DG Options & Accessories:
[details & photos on page 35*](#)

com	tier 1	tier 2	tier 3	tier 4	tier 5	tier 6	tier 7	tier 8	tier 9	tier 10
\$3,518	\$3,518	\$3,997	\$4,117	\$4,197	\$4,473	\$4,624	\$4,717	\$4,758	\$4,968	\$5,288

Specs: †	inch		cm		inch		cm		yd		m	
Overall Width	32.50	82.55	Seat Width	20.50	52.07	COM Requirement ¹⁰		6		5.49		
Overall Width side table up	52.50	133.35	Seat Depth	19.00	48.26			inch		cm†		
Overall Depth	38.00	96.52	Seat Height	22.50	57.15	Fold Down Side Table		10 x 19		25 x 48		
Overall Depth trendelenburg	75.00	190.50	Arm Width	4.50	11.43	Tente® Casters		5.00		12.70		
Overall Height	50.50	128.27	Width between arms	22.00	55.88	+ FREIGHT*		lb		kg		
Back Width	27.50	69.95	Drop Arm Height from floor, arm up	28.00	71.12	Weight Capacity ¹ EVENLY DISTRIBUTED		400		181.44		
Back Height above seat	30.00	76.20	Drop Arm Height from floor, arm down	21.50	54.61	Shipping Weight ⁸		142		64.41		

Heat & Massage†	add	IV Mounting	add	Headrest†	add	Extended	add	Folding Table	add
None IN566DGxx	\$0	Mount 5782RG	\$54	Skirt HRSxx	\$78	Legrest	not available	Fold Down Side ⁵	\$0
Both IN566DGHxx	\$1,666	Pole 2101A	\$64	Cover HRC566xx	\$134	Legs	not available	Swing-Away SAFT10	\$447
Heat Only IN566DGH0xx	\$1,420			Pillow FR5659xxUS	\$98				



vinyl: Oatmeal 8602

IN577RG Multi-Care Recliner with 3 Positions and Trendelenburg



Specs: †

	com	tier 1	tier 2	tier 3	tier 4	tier 5	tier 6	tier 7	tier 8	tier 9	tier 10	
	\$2,962	\$2,962	\$3,441	\$3,561	\$3,641	\$3,917	\$4,068	\$4,161	\$4,202	\$4,412	\$4,732	
	inch		cm		inch		cm		yd		m	
Overall Width	31.50	80.01	Seat Width	21.50	54.61	COM Requirement¹⁰		6	5.49			
Overall Width side table up	52.00	132.08	Seat Depth	19.50	49.53							
Overall Depth	40.50	102.87	Seat Height	20.50	52.07	Fold Down Side Table		10 x 19	25 x 48			
Overall Depth trendelenburg	73.50	186.69	Arm Width	4.50	11.43							
Overall Height	48.00	121.92	Width between arms	21.50	54.61							
Back Width	21.50	54.61	Arm Height from floor	27.50	69.85							
Back Height above seat	34.00	86.36	Tente® Casters	5.00	12.70							
										Weight Capacity¹ EVENLY DISTRIBUTED	350	158.76
										Shipping Weight⁸	129	58.51

IN577RG Options & Accessories:

† details & photos on page 35*

Product Info

Heat & Massage†	add	IV Mounting	add	Headrest†	add	Extended	add	Folding Table	add
None IN577RGxx	\$0	Mount FR5782RG	\$54	Skirt HRSxx	\$78	Legrest	not available	Fold Down Side ⁵	\$0
Both IN577RGHxx	\$1,666	Pole 2101A	\$64	Cover HRC577xx	\$115	Legs 4" ¹¹ FR5699G	\$40	Swing-Away SAFT10	\$447
Heat Only IN577RGH0xx	\$1,420			Pillow FR5659xxUS	\$98				



600 SERIES

Blood Draw / Phlebotomy Seating

620 Upholstered Bariatric Blood Draw / Phlebotomy Chair with Adjustable Height, Padded, Arm Rest and Wallsaver Wireform



Specs: †

	com	tier 1	tier 2	tier 3	tier 4	tier 5	tier 6	tier 7	tier 8	tier 9	tier 10	
	\$1,840	\$1,840	\$2,040	\$2,090	\$2,123	\$2,238	\$2,301	\$2,340	\$2,357	\$2,644	\$2,578	
	inch		cm		inch		cm		yd		m	
Overall Width	35.00	88.90	Seat Width	25.50	64.77	COM Requirement¹⁰		2.5	2.29			
Overall Depth	28.00	71.12	Seat Depth	18.75	47.63							
Overall Height	37.50	95.25	Seat Height	22.00	55.88	Fold Down Side Table		10 x 19	25 x 48			
Width Between Arms	25.00	63.50	Back Width	26.00	66.04							
Arm Height⁹ - low	26.50	67.31	Back Height	16.00	40.64							
Arm Height⁹ - high	32.00	81.28	Powder Coat Finish	foghorn								
										Weight Capacity¹ EVENLY DISTRIBUTED	800	362.87
										Shipping Weight⁸	55	24.95

620 Options: *

Single Flip Arm ⁵	add	Dual Flip Arms ⁵	add
620-xx	\$0	620-DA-xx	\$172



460 High / Low Power Exam Table with Power Assisted Back, Hand Control, and Stirrups

com	tier 1	tier 2	tier 3	tier 4	tier 5	tier 6	tier 7	tier 8	tier 9	tier 10
\$8,777	\$8,777	\$9,017	\$9,077	\$9,117	\$9,255	\$9,330	\$9,377	\$9,397	\$9,502	\$9,662



[Product Info](#)

Specs: †

	inch	cm			yd	m
Overall Width	27.00	68.58	Pelvic Tilt	standard	Power Assisted	back
Overall Length <i>leg rest extended</i>	72.00	182.88	Pull Out Leg Rest	standard	UL 60601-1	yes
Overall Height ³ - low	18.50	46.99	Treatment Tray	integrated		
Overall Height ³ - high	35.50	90.17	Stirrups	five position continuous lock	COM Requirement ¹⁰	3 2.74
Paper Roll Holder Widths Available	18.00	45.72	Base	dual pedestal	+FREIGHT*	lb kg
	19.00	48.26	Drive	DC electromechanical	Weight Capacity ¹ EVENLY DISTRIBUTED	600 272.16
	20.00	50.80	Powder Coat Finish	foghorn	Shipping Weight ⁸	395 179.7

Options: ⁴⁶⁰*

Model [†]	add	Foot Switch [†]	add	Assist Arms [†]	add	Physician Storage Drawer [†]	add
Base 460-xx	\$0	460-FS-xx	\$512	460-AA-xx	\$722	Drawer Only 460-PS-xx	\$397
Loaded 460-FL-xx	\$1,839					With Warmer 460-PS-DW-xx	\$608



420 Exam Table with 3 Pass-Through Drawers, 2 Storage Drawers, and Stirrups

com	tier 1	tier 2	tier 3	tier 4	tier 5	tier 6	tier 7	tier 8	tier 9	tier 10
\$3,171	\$3,171	\$3,411	\$3,471	\$3,511	\$3,649	\$3,724	\$3,771	\$3,791	\$3,896	\$4,056



[Product Info](#)

Specs: †

	inch	cm		inch	cm		yd	m
Overall Width	27.00	68.58	Drawer Width ⁷	18.00	45.72	COM Requirement ¹⁰	3	2.74
Overall Length <i>leg rest extended</i>	72.00	182.88	Drawer Length ⁷	16.50	41.91			
Overall Height	32.00	81.28	Drawer Height ⁷	4.00	10.16			
Foot Step Width	18.00	45.72	Pelvic Tilt	standard				
Foot Step Length	17.00	43.18	Pull Out Leg Rest	standard	+FREIGHT*	lb kg		
Paper Roll Holder Widths Available	18.00	45.72	Treatment Tray	integrated	Foot Step Weight Capacity ¹ EVENLY DISTRIBUTED	800 362.87		
	19.00	48.26	Stirrups	five position continuous lock	Table Weight Capacity ¹ EVENLY DISTRIBUTED	500 226.80		
	20.00	50.80	Powder Coat Finish	foghorn	Shipping Weight ⁸	335 151.95		

Options: ⁴²⁰*

Model	Integrated Electrical Outlet [†]	add	Integrated Electrical Outlet [†]	add
Base 420-xx \$	Outlet Only 420-E0-xx	\$281	with Drawer Warmer 420-DW-xx	\$669



415 Exam Room Treatment Table with Shelf, Adjustable Back, and Contour Top



[Product Info](#)

Specs: †
Options: *
415

com	tier 1	tier 2	tier 3	tier 4	tier 5	tier 6	tier 7	tier 8	tier 9	tier 10		
\$2,733	\$2,733	\$3,052	\$3,132	\$3,186	\$3,370	\$3,470	\$3,532	\$3,560	\$3,700	\$3,913		
†		inch	cm	†		inch	cm			yd	m	
Overall Width	28.00	71.12	Paper Roll Holder Widths Available		18.00	45.72	COM Requirement ¹⁰		4	3.66		
Overall Length	76.00	193.04			19.00	48.26						
Overall Height	32.00	81.28	Foam Thickness		20.00	50.80	+ FREIGHT * Weight Capacity ¹ EVENLY DISTRIBUTED				lb	kg
Drawer Width ⁷	17.75	45.09			1.75	4.45						
Drawer Length ⁷	19.25	48.90	Powder Coat Finish				Shipping Weight ⁸				500	226.80
Drawer Height ⁷	5.00	12.70			foghorn						190	90.72
No Drawers [‡]	add			Single Pass-Through Drawer [‡]	add			Dual Pass-Through Drawer [‡]	add			
415-xx [§]	\$0			415D-xx	\$310			415DD-xx	\$620			
Shipping Weight ⁸	+0 lb				Shipping Weight ⁸	+10 lb				Shipping Weight ⁸	+20 lb	

414 Exam Room Treatment Table with Shelf and Adjustable Back



[Product Info](#)

Specs: †
Options: *
414

com	tier 1	tier 2	tier 3	tier 4	tier 5	tier 6	tier 7	tier 8	tier 9	tier 10		
\$2,706	\$2,706	\$3,025	\$3,105	\$3,159	\$3,343	\$3,443	\$3,505	\$3,533	\$3,673	\$3,886		
†		inch	cm	†		inch	cm			yd	m	
Overall Width	28.00	71.12	Paper Roll Holder Widths Available		18.00	45.72	COM Requirement ¹⁰		4	3.66		
Overall Length	76.00	193.04			19.00	48.26						
Overall Height	32.00	81.28	Foam Thickness		20.00	50.80	+ FREIGHT * Weight Capacity ¹ EVENLY DISTRIBUTED				lb	kg
Drawer Width ⁷	17.75	45.09			1.75	4.45						
Drawer Length ⁷	19.25	48.90	Powder Coat Finish				Shipping Weight ⁸				500	226.80
Drawer Height ⁷	5.00	12.70			foghorn						200	90.72
No Drawers [‡]	add			Single Pass-Through Drawer [‡]	add			Dual Pass-Through Drawer [‡]	add			
414-xx	\$0			414D-xx [§]	\$310			414DD-xx	\$620			
Shipping Weight ⁸	+0 lb				Shipping Weight ⁸	+10 lb				Shipping Weight ⁸	+20 lb	

413 Exam Room Treatment Table with Shelf and Flat Top



[Product Info](#)

Specs: †
Options: *
413

com	tier 1	tier 2	tier 3	tier 4	tier 5	tier 6	tier 7	tier 8	tier 9	tier 10		
\$2,190	\$2,190	\$2,509	\$2,589	\$2,643	\$2,827	\$2,927	\$2,989	\$3,017	\$3,157	\$3,370		
†		inch	cm	†		inch	cm			yd	m	
Overall Width	28.00	71.12	Paper Roll Holder Widths Available		18.00	45.72	COM Requirement ¹⁰		4	3.66		
Overall Length	76.00	193.04			19.00	48.26						
Overall Height	32.00	81.28	Foam Thickness		20.00	50.80	+ FREIGHT * Weight Capacity ¹ EVENLY DISTRIBUTED				lb	kg
Drawer Width ⁷	17.75	45.09			1.75	4.45						
Drawer Length ⁷	19.25	48.90	Powder Coat Finish				Shipping Weight ⁸				500	226.80
Drawer Height ⁷	5.00	12.70			foghorn						200	90.72
No Drawers [‡]	add			Single Pass-Through Drawer [‡]	add			Dual Pass-Through Drawer [‡]	add			
413-xx	\$0			413D-xx	\$310			413DD-xx [§]	\$620			
Shipping Weight ⁸	+0 lb				Shipping Weight ⁸	+10 lb				Shipping Weight ⁸	+20 lb	

41xD Single Drawer Option:



41xDD Double Drawer Option:



412 Exam Room Treatment Table with Contoured Adjustable Back



Product Info

Specs:

com	tier 1	tier 2	tier 3	tier 4	tier 5	tier 6	tier 7	tier 8	tier 9	tier 10
\$2,337	\$2,337	\$2,656	\$2,736	\$2,790	\$2,974	\$3,074	\$3,136	\$3,164	\$3,304	\$3,517

	†										
	inch	cm	inch	cm	inch	cm	yd	m	lb	kg	
Overall Width	28.00	71.12	Paper Roll Holder Widths Available	18.00	45.72	COM Requirement ¹⁰		4	3.66		
Overall Length	76.00	193.04		19.00	48.26						
Overall Height	32.00	81.28		20.00	50.80						
Drawer Width ⁷	17.75	45.09	Foam Thickness	1.75	4.45						
Drawer Length ⁷	19.25	48.90									
Drawer Height ⁷	5.00	12.70	Powder Coat Finish	foghorn							

Options:

No Drawers [†]	add	Single Pass-Through Drawer [†]	add	Dual Pass-Through Drawer [†]	add
412-xx [§]	\$0	412D-xx	\$310	412DD-xx	\$620
Shipping Weight ⁸	+0 lb	Shipping Weight ⁸	+10 lb	Shipping Weight ⁸	+20 lb

411 Exam Room Treatment Table with Adjustable Back



Product Info

Specs:

com	tier 1	tier 2	tier 3	tier 4	tier 5	tier 6	tier 7	tier 8	tier 9	tier 10
\$2,310	\$2,310	\$2,629	\$2,709	\$2,763	\$2,947	\$3,047	\$3,109	\$3,137	\$3,277	\$3,490

	†										
	inch	cm	inch	cm	inch	cm	yd	m	lb	kg	
Overall Width	28.00	71.12	Paper Roll Holder Widths Available	18.00	45.72	COM Requirement ¹⁰		4	3.66		
Overall Length	76.00	193.04		19.00	48.26						
Overall Height	32.00	81.28		20.00	50.80						
Drawer Width ⁷	17.75	45.09	Foam Thickness	1.75	4.45						
Drawer Length ⁷	19.25	48.90									
Drawer Height ⁷	5.00	12.70	Powder Coat Finish	foghorn							

Options:

No Drawers [†]	add	Single Pass-Through Drawer [†]	add	Dual Pass-Through Drawer [†]	add
411-xx	\$0	411D-xx [§]	\$310	411DD-xx	\$620
Shipping Weight ⁸	+0 lb	Shipping Weight ⁸	+10 lb	Shipping Weight ⁸	+20 lb

410 Exam Room Treatment Table with Flat Top



Product Info

Specs:

com	tier 1	tier 2	tier 3	tier 4	tier 5	tier 6	tier 7	tier 8	tier 9	tier 10
\$1,632	\$1,632	\$1,951	\$2,031	\$2,085	\$2,269	\$2,369	\$2,431	\$2,459	\$2,599	\$2,812

	†										
	inch	cm	inch	cm	inch	cm	yd	m	lb	kg	
Overall Width	28.00	71.12	Paper Roll Holder Widths Available	18.00	45.72	COM Requirement ¹		4	3.66		
Overall Length	76.00	193.04		19.00	48.26						
Overall Height	32.00	81.28		20.00	50.80						
Drawer Width ⁷	17.75	45.09	Foam Thickness	1.75	4.45						
Drawer Length ⁷	19.25	48.90									
Drawer Height ⁷	5.00	12.70	Powder Coat Finish	foghorn							

Options:

No Drawers [†]	add	Single Pass-Through Drawer [†]	add	Dual Pass-Through Drawer [†]	add
410-xx	\$0	410D-xx [§]	\$310	410DD-xx [§]	\$620
Shipping Weight ⁸	+0 lb	Shipping Weight ⁸	+10 lb	Shipping Weight ⁸	+20 lb


41xD Single Drawer Option:



41xDD Double Drawer Option:



RT460 Replacement Top with Foot Pad for Intensa 460 Exam Tables




com	tier 1	tier 2	tier 3	tier 4	tier 5	tier 6	tier 7	tier 8	tier 9	tier 10
\$790	\$790	\$1,030	\$1,090	\$1,130	\$1,268	\$1,343	\$1,390	\$1,410	\$1,515	\$1,675

Specs: †	inch		cm		inch		cm		yd		m	
Overall Width	27.50	69.85	Foot Rest Width	19.00	48.26	COM Requirement ¹⁰ <i>no railroad patterns</i>		3	2.74			
Overall Length	60.00	152.40	Foot Rest Length	18.00	45.72	+ FREIGHT				lb	kg	
Paper Roll Holder	included		Mounting Hardware	included		Shipping Weight ⁸		55	24.95			

Order Number[‡] RT460-xx

Product Info

RT420 Replacement Top with Foot Pad for Intensa 420 Exam Tables




com	tier 1	tier 2	tier 3	tier 4	tier 5	tier 6	tier 7	tier 8	tier 9	tier 10
\$790	\$790	\$1,030	\$1,090	\$1,130	\$1,268	\$1,343	\$1,390	\$1,410	\$1,515	\$1,675

Specs: †	inch		cm		inch		cm		yd		m	
Overall Width	27.50	69.85	Foot Rest Width	19.00	48.26	COM Requirement ¹⁰ <i>no railroad patterns</i>		3	2.74			
Overall Length	60.00	152.40	Foot Rest Length	18.00	45.72	+ FREIGHT				lb	kg	
Paper Roll Holder	included		Mounting Hardware	included		Shipping Weight ⁸		55	24.95			

Order Number[‡] RT420-xx

Product Info

RT405 Replacement Top with Foot Pad for 405 Exam Tables




com	tier 1	tier 2	tier 3	tier 4	tier 5	tier 6	tier 7	tier 8	tier 9	tier 10
\$650	\$650	\$890	\$950	\$990	\$1,128	\$1,203	\$1,250	\$1,270	\$1,375	\$1,535

Specs: †	inch		cm		inch		cm		yd		m	
Overall Width	27.50	69.85	Foot Rest Width	20.50	52.07	COM Requirement ¹⁰		3	2.74			
Overall Length	60.00	152.40	Foot Rest Length	17.50	44.45	GROUND				lb	kg	
			Hook & Loop Attachment	included		Shipping Weight ⁸		35	15.88			

Order Number[‡] RT405-xx

Product Info

RT404 Replacement Top with Foot Pad for 404 Exam Tables




com	tier 1	tier 2	tier 3	tier 4	tier 5	tier 6	tier 7	tier 8	tier 9	tier 10
\$650	\$650	\$890	\$950	\$990	\$1,128	\$1,203	\$1,250	\$1,270	\$1,375	\$1,535

Specs: †	inch		cm		inch		cm		yd		m	
Overall Width	27.50	69.85	Foot Rest Width	20.50	52.07	COM Requirement ¹⁰		3	2.74			
Overall Length	60.00	152.40	Foot Rest Length	17.50	44.45	GROUND				lb	kg	
			Hook & Loop Attachment	included		Shipping Weight ⁸		35	15.88			

Order Number[‡] RT404-xx

Product Info

RT304 Replacement Top with Foot Pad for 304 Exam Tables



Product Info


com	tier 1	tier 2	tier 3	tier 4	tier 5	tier 6	tier 7	tier 8	tier 9	tier 10
\$881	\$881	\$1,121	\$1,181	\$1,221	\$1,359	\$1,434	\$1,481	\$1,501	\$1,606	\$1,766

Specs: †

	inch	cm		inch	cm		yd	m
Overall Width	27.50	69.85	Foot Rest Width	20.00	50.80	COM Requirement ¹⁰	3	2.74
Overall Length	55.00	139.70	Foot Rest Length	18.00	45.72	+ FREIGHT*	lb	kg
						Shipping Weight ⁸	55	24.95

Order Number[†] RT304-xx

RT204 Replacement Top with Foot Pad for 204 Exam Tables



Product Info

com	tier 1	tier 2	tier 3	tier 4	tier 5	tier 6	tier 7	tier 8	tier 9	tier 10
\$881	\$881	\$1,121	\$1,181	\$1,221	\$1,359	\$1,434	\$1,481	\$1,501	\$1,606	\$1,766


Specs: †

	inch	cm		inch	cm		yd	m
Overall Width	27.50	69.85	Foot Rest Width	20.00	50.80	COM Requirement ¹⁰	3	2.74
Overall Length	55.00	139.70	Foot Rest Length	18.00	45.72	+ FREIGHT*	lb	kg
Lift Handles	not included		Top Attachment Knobs	not included		Shipping Weight ⁸	55	24.95

Order Number[†] RT204-xx

Does not include lift handles and top attachment knobs
If the OEM model has a seamless top, request paper roll holder when ordering

RT104 Replacement Top with Foot Pad for 104 Exam Tables



Product Info


com	tier 1	tier 2	tier 3	tier 4	tier 5	tier 6	tier 7	tier 8	tier 9	tier 10
\$938	\$938	\$1,178	\$1,238	\$1,278	\$1,416	\$1,491	\$1,538	\$1,558	\$1,663	\$1,823

Specs: †

	inch	cm		inch	cm		yd	m
Overall Width	27.50	69.85	Foot Rest Width	20.00	50.80	COM Requirement ¹⁰	3	2.74
Overall Length	55.00	139.70	Foot Rest Length	18.00	45.72	+ FREIGHT*	lb	kg
Paper Roll Holder	included		Mounting Hardware	included		Shipping Weight ⁸	55	24.95

Order Number[†] RT104-xx

RT100 Replacement Top with Foot Pad for 100 Exam Tables



Product Info

com	tier 1	tier 2	tier 3	tier 4	tier 5	tier 6	tier 7	tier 8	tier 9	tier 10
\$938	\$938	\$1,178	\$1,238	\$1,278	\$1,416	\$1,491	\$1,538	\$1,558	\$1,663	\$1,823

Specs: †

	inch	cm		inch	cm		yd	m
Overall Width	27.50	69.85	Foot Rest Width	20.00	50.80	COM Requirement ¹⁰	3	2.74
Overall Length	55.00	139.70	Foot Rest Length	18.00	45.72	+ FREIGHT*	lb	kg
Paper Roll Holder	included		Mounting Hardware	included		Shipping Weight ⁸	55	24.95

Order Number[†] RT100-xx

202 Wallsaver, Stacking, Patient / Guest Chair with Slant Arms



[Product Info](#)

com	tier 1	tier 2	tier 3	tier 4	tier 5	tier 6	tier 7	tier 8	tier 9	tier 10
\$586	\$586	\$666	\$686	\$699	\$745	\$770	\$786	\$793	\$828	\$881

Specs: †	inch		cm		inch		cm		yd		m	
Overall Width	22.50	57.15	Seat Width	18.00	45.72	COM Requirement ¹⁰		1	0.91			
Overall Depth	22.00	55.88	Seat Depth	18.00	45.72							
Overall Height	32.50	82.55	Seat Height	18.00	45.72							
Back Width	18.00	45.72	Arm Width Inside	19.50	49.53							
Back Height	12.50	31.75	Arm Height	26.00	66.04							
Steel Tubing	14 gauge		Powder Coat Finish	black								

Order Number[‡] 202-xx

201 Wallsaver, Stacking, Patient / Guest Chair with Straight Arms



[Product Info](#)

com	tier 1	tier 2	tier 3	tier 4	tier 5	tier 6	tier 7	tier 8	tier 9	tier 10
\$560	\$560	\$640	\$660	\$673	\$719	\$744	\$760	\$767	\$802	\$855

Specs: †	inch		cm		inch		cm		yd		m	
Overall Width	23.50	59.69	Seat Width	18.00	45.72	COM Requirement ¹⁰		1	0.91			
Overall Depth	22.00	55.88	Seat Depth	18.00	45.72							
Overall Height	32.50	82.55	Seat Height	18.00	45.72							
Back Width	18.00	45.72	Arm Width Inside	20.00	50.80							
Back Height	12.50	31.75	Arm Height	26.00	66.04							
Steel Tubing	14 gauge		Powder Coat Finish	black								

Order Number[‡] 201-xx

200 Wallsaver, Stacking, Patient / Guest Chair without Arms



[Product Info](#)

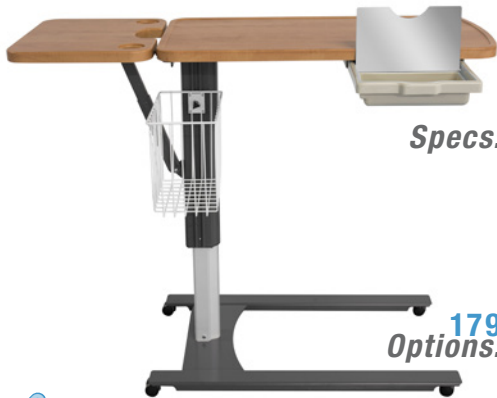
com	tier 1	tier 2	tier 3	tier 4	tier 5	tier 6	tier 7	tier 8	tier 9	tier 10
\$524	\$524	\$604	\$624	\$637	\$683	\$708	\$724	\$731	\$766	\$819

Specs: †	inch		cm		inch		cm		yd		m	
Overall Width	19.50	49.53	Seat Width	18.00	45.72	COM Requirement ¹⁰		1	0.91			
Overall Depth	22.00	55.88	Seat Depth	18.00	45.72							
Overall Height	32.50	82.55	Seat Height	18.00	45.72							
Back Width	21.00	53.34	Steel Tubing	14 gauge								
Back Height	12.50	31.75	Powder Coat Finish	black								

Order Number[‡] 200-xx



179 Overbed Table with Heavy-Duty Steel, Low Profile Base, and Raised Edge Thermofoil Dual Top with Cup Holder



[Product Info](#)

[finish options page 36*](#)

179TFx-y-xx
\$1,676

Specs:

	inch	cm		inch	cm
Overall Width	46.00	116.84	Base Width	32.50	82.85
Overall Depth	19.00	48.26	Base Depth	19.00	48.26
Overall Height - low	28.00	71.12	Base Profile Height	1.94	4.93
Overall Height - high	44.00	111.76	Main Top Width	32.00	81.28
Top Depth	17.00	43.18	Flip Top Width	13.50	34.29

i Solid Surface top available - contact customer service

+ FREIGHT*

	lb	kg
Weight Capacity ¹ EVENLY DISTRIBUTED	100	45.36
Shipping Weight ⁸	43	19.50

Thermofoil Top Shape [‡]	add	Vanity with Mirror [‡]	add	Wire Basket [‡]	add
Rectangle 179TFR-y-xx [§]	\$0	179TFx-y-xx-VM [§]	\$210	179TFx-y-xx-BK [§]	\$220
Kidney 179TFK-y-xx	\$135	<i>vanity with mirror and wire basket 177TFx-y-xx-VM-BK</i>			

177 Overbed Table with Heavy-Duty Steel, Low Profile Base and Laminate Top *or* Raised Edge Thermofoil Top



[Product Info](#)

[finish options page 36*](#)

laminate: 177-y-xx
\$1,460

Specs:

	inch	cm		inch	cm
Overall Width	32.50	82.55	Base Width	32.50	82.85
Overall Depth	19.00	48.26	Base Depth	19.00	48.26
Overall Height - low	28.00	71.12	Base Profile Height	1.94	4.93
Overall Height - high	44.00	111.76	Top Width	32.00	81.28
			Top Depth	17.00	43.18

i Solid Surface top available - contact customer service

+ FREIGHT*

	lb	kg
Weight Capacity ¹ EVENLY DISTRIBUTED	100	45.36
Shipping Weight ⁸	36	16.33

Thermofoil Top Shape [‡]	add	Optional [‡]	add	Vanity with Mirror [‡]	add	Wire Basket [‡]	add
Rectangle 177TFR-y-xx [§]	\$135	Cup Holder	\$102	177TFx-y-xx-VM [§]	\$210	177TFx-y-xx-BK [§]	\$220
Kidney 177TFK-y-xx	\$135	<i>vanity with mirror and wire basket 177TFx-y-xx-VM-BK</i>					

175 Overbed Table with Heavy-Duty Steel, Infinite Stop, Low Profile 'H' Base and Thermofoil Top



[Product Info](#)

[finish options page 36*](#)

base: A919000i[§] top: OS3DLOBTF-xx[§]
\$495 \$260

*order separately / ships separately**

Specs:

	inch	cm		inch	cm
Overall Width	35.00	88.90	Base Width	29.30	74.40
Overall Depth	22.00	55.88	Base Depth	18.20	46.20
Overall Height - low	29.00	73.66	Base Profile Height	1.94	4.93
Overall Height - high	43.00	109.20	Top Width	35.00	88.90
Range Stops	automatic/infinite		Top Depth	18.00	45.72

+ FREIGHT*

	lb	kg
Weight Capacity ¹ EVENLY DISTRIBUTED	100	45.36
Shipping Weight ⁸	43	19.50

Thermofoil Top ^{‡*}	add	Talas Cherry Finish	add
Flat Edge OS3DLOBTF-xx [§]	\$0	OS3DLOBTx-TC [§]	\$32
Raised Edge OS3DLOBTR-xx	\$8	<i>Talas Cherry Finish Option at Additional Charge</i>	

perceived texture and coloring in images may vary on finished product. monitor settings effect appearance.

Laminate Top - Rectangular	Thermofoil Top - Rectangular	Thermofoil Top - Kidney	Raised Edge	Cup Holder	Wire Basket	Vanity Drawer w/ Mirror
					10 x 6 x 9 inch 25.40 x 15.24 x 22.86 cm	

102BAR Bariatric Step Stool, Slip Resistant

102BAR
\$220




[Product Info](#)

Specs:

	inch	cm
Overall Width	20.00	50.80
Overall Length	26.50	67.31
Overall Height	8.00	20.32
Platform Width	14.75	37.47
Platform Length	19.00	48.26

	inch	cm
Step Height	8.00	20.32
Steel Tubing	1.00	2.54
Steel Tubing Finish	epoxy coating	
Frame Finish	gray / black	

Packaged	1/ea	
Ships Assembled	yes	
 Weight Capacity¹ EVENLY DISTRIBUTED	lb	kg
	1000	453.59
Shipping Weight⁸	9	4.08

100BAR Bariatric Chrome Step Stool with Slip Resistant Mat

100BAR
\$175




[Product Info](#)

Specs:

	inch	cm
Overall Width	14.00	35.56
Overall Length	17.00	43.18
Overall Height	9.50	24.13
Platform Width	11.00	27.94
Platform Length	14.00	35.56

	inch	cm
Step Height	9.50	24.13
Steel Tubing	1.00	2.54
Steel Tubing Finish	chrome plated	
Frame Finish	gray / black	

Packaged	1/ea	
Ships Assembled	yes	
 Weight Capacity¹ EVENLY DISTRIBUTED	lb	kg
	500	226.80
Shipping Weight⁸	11	4.99

100 Chrome Step Stool with Slip Resistant Mat

100
\$99




[Product Info](#)

Specs:

	inch	cm
Overall Width	14.00	35.56
Overall Length	17.00	43.18
Overall Height	9.00	22.86
Platform Width	11.00	27.94
Platform Length	14.00	35.56

	inch	cm
Step Height	9.00	22.86
Steel Tubing	1.00	2.54
Steel Tubing Finish	chrome plated	
Frame Finish	gray / black	

Packaged	2/cs	
Ships Assembled	yes	
 Weight Capacity¹ EVENLY DISTRIBUTED	lb	kg
	250	113.40
Shipping Weight⁸	14	6.35





Combining Options

Most single options show the full order number. When combining multiple options, pull each option code from the option order number [or as shown below]. To create the full order number, begin with the main item number (972), then each option code (CB) (-FR), a dash (-), seat height, a dash (-), vinyl/finish codes (see right), a dash (-), then wheel choice.

Order Number for 972 stool with crescent back, footring, medium seat height, with soft wheels in Tier 1 Violet vinyl : 972CB-7-FR-VI-SW.

Order Number for 972 stool with procedure arm, footring, with standard medium seat height & hard wheels in Tier 1 Violet vinyl : 972PA-FR-VI.

Customer's Own Material

Due to the nature of our product, some COM material may not perform or upholster to our standards. Intensa will not be responsible for materials that do not meet our standards. All customer material must be approved prior to manufacture. Submit required sample size indicated to:

Intensa COM Department, 1810 S. Elm Street, High Point, NC 27260.

Vinyl/Finish Codes

Most vinyl or finish codes follow the product code (see left) and start with a dash (-) followed by the color code.

Approved Customer Vinyls: add '-COM' followed by '-manufacturer name-pattern name-color name'.

- 972CB-7-FR-COM-Designtex-Chasam-Blue-SW

Tier 1 Vinyls: add the two-letter color code. Example using Alabaster.

- 972CB-7-FR-AL-SW

Tiers 2 - 10 Vinyls: add the tier number '-T#' followed by '-manufacturer name-pattern name-color name'.

- 972CB-7-FR-T3-CFStinson-Tessuto-Lime-SW

OBT Finishes: add the base code letter (-y) followed by the two-letter top finish code (-xx). 175 does not have an optional base color.

- 179-G-MC
- 175-SO

Head/Footboard Finishes: add the two-letter finish code at the end (-xx).

- H0336ST3DL-AR
- F18R36ST-SO

Info & Notices

Pricing & Availability

Current at time of publication & subject to change without notice. Intensa is not responsible for typographical errors

Contact Customer Service

For most current information, pricing, freight quotes, and support
+1.336.884.4096 | intensa@grahamfield.com

Color & Texture Variations

Images and swatches are digital reproductions. perceived texture and coloring may vary on finished product. Monitor and printer settings effect appearance of color and texture. Order physical swatches using chart links [🔗](#) or contact customer service.

Purchase Orders

Please remit purchase orders to intensa@grahamfield.com

[🔗 Intensa Limited Warranties](#)

[🔗 Intensa Terms & Conditions](#)

[🔗 California Prop 65 Warnings](#)

[🔗 Green Initiative](#)

Physician & Laboratory Seating Options

T-Style Arm Rest [†]	add	Rotating Procedure Arm ^{†‡}	add	Upholstered Backrest ^{†‡}	add	Crescent Backrest ^{†‡}	add	Chrome Footring [†]	add
### -T-xx	\$187	### PA-xx	\$450	### B-xx	\$235	### CB-xx	\$315	### -FR-xx	\$110
adjustable, urethane		adjustable, upholstered, rotates 360°		adjustable, black plastic outer cover		adjustable, upholstered		with twist lock feature	



Casters *set of five* **add**


Hard Wheel standard \$0

Soft Wheel Urethane Tread ### -SW (hard floors) \$38

Soft Wheel Self Braking ### -SBCSW (roll weighted) \$40

Soft Wheel Braking ### -BCSW (roll unweighted) \$50

Stationary Glides ### -GLD (±2 inch height vs caster) \$0



Gas Cylinders			add	inch	cm
5 [five] ^N	###-5	\$0	Height	5.50	14.00
7 [seven]	###-7	\$38	Height	7.87	20.00
10 [ten]	###-10	\$48	Height	10.26	27.00

^N not pictured



Universal Bed Socket IV Pole

Easily slides into IV Pole Attachment. Internal rubber bumpers ensure silent operation and reduce shock. Constructed of durable, anodized aluminum tubing. Adjustable height from 35 to 65 inches (88.90 - 165.10 cm).

Item No. 2101A **add \$64**

IV Pole Attachment

For use with Bed Socket IV Pole. FR601 & FR597 series require factory installation - add item with order.

Item No. FR601IVMNT⁵ (shown left)

■ IN5601 series

Item No. FR597GIVMNT^{4,5}

■ IN597 series

Item No. 5782RG (shown right)

■ IN566 ■ IN577 ■ IN587 series



Wallsaver Arm Caps

Plastic border prevents scaring is a standard feature. No changes to the item number

■ IN566 ■ IN577 ■ IN587 series **add \$0**



Fully Upholstered Arms

For this option add PA to the end of the item number

■ IN566 ■ IN577 ■ IN587 series **add \$0**

Headrest Cover

Protects and extends the life of recliners vinyl. Provides added protection from hair oil, hairspray, coloring agents, etc.

Item No. HRC566xxx ■ IN566 series

Item No. HRC587xxx ■ IN587 series

Item No. HRC577xxx ■ IN577 series

Item No. HRC601xxx ■ IN601 series




Headrest Skirt

Easily mounts to recliner back and provides added protection to head-section vinyl from hair oil, hairspray, coloring agents, etc.

Item No. HRSxxx **add \$78**

■ IN566 ■ IN577 ■ IN587

■ IN597 ■ IN601 series



Fold Down Side Tables

Smooth surface edges makes cleaning and disinfection easier. Side tables are level with armrest in the up position.

Item No. FR597GTBLMNT^{4,5}

■ IN597 — single left side table only



Swing-Away Folding Table

360 degree swivel table. Scratch resistant table top is durable and easy to clean. Fold down and out of the way when not needed.

Item No. SAFT20-597 **add \$447**

■ IN597 series

Item No. SAFT20-601 **add \$447**

■ IN601 series

Item No. SAFT10 **add \$447**

■ IN566 ■ IN577 ■ IN587 series



Universal Headrest Pillow

The unique shape features an angled design that offers the patient a separate level of support depending on whether the small contour or large contour is placed under the patient's head. Hook and loop attachment allows for variable positioning along back of recliner.

Item No. FR5659xxxUS **add \$98**



Leg Extensions

Fits all round tube frame designs. Raises recliner by four inches (10.16 cm).

Item No. FR5699G **add \$40**

■ IN566 ■ IN577 ■ IN587 series




* ships freight if purchased with product
 ♦ ships ground where possible on individual purchase

175 Top Finishes [XX]



AR ARIA



CO COCOBALA



SC SHAKER CHERRY




SO SOLAR OAK



TC TALAS CHERRY




WC WILD CHERRY



WM WINDSOR MAHOGANY


177-179 Top Finishes [XX]



CL CANDLELIGHT



CP CHOCOLATE PEAR



DV DOLCE VITA




HM HARD ROCK MAPLE



MO MEDIUM OAK

177-179 OBT Base Colors [Y]



A ALMOND



G GRAPHITE GREY



N NEVADA

175 Recommended Care & Cleaning^{R,S}



Clean the surface with a damp cloth or sponge and a mild soap or detergent. Rinse thoroughly with warm water and wipe dry.



Difficult stains such as coffee or tea can be removed using a mild household cleaner/detergent and a soft bristled brush, repeating as necessary.



If a stain persists, use a paste of baking soda and water and apply with a soft bristled brush. Light scrubbing for 10 to 20 strokes should remove most stains. Although baking soda is a low abrasive, excessive scrubbing or exerting too much force could damage the surface.



Stubborn stains that resist any of the above cleaning methods may require the use of undiluted household bleach or nail polish remover. Apply to the stain and let stand no longer than two minutes. Rinse thoroughly with warm water and wipe dry. May repeat if stain appears to be going away and the laminate color has not been affected.



After cleaning rinse surfaces using a water-dampened cloth, and dry thoroughly as some cleaning agents are corrosive by nature, and if not rinsed their residue can cause permanent damage

Recommended Household Cleaners^{R,S}

Windex® • Glass Plus® • Fantastik® • Mr. Clean® • Formula 409® • Isopropyl Alcohol

Warning

Prolonged exposure to bleach will cause discoloration. Always rinse surfaces after cleaning! Failure to rinse after cleaning can cause damage; even if a small amount of cleaning solution remains on the surface.

179 - 177 Recommended Care & Cleaning^{R,S}



ALWAYS rinse overbed table with a water-dampened cloth to remove any cleaning agent residue, and dry thoroughly



Recommend using a mild cleaning agent or detergent when cleaning overbed table. Some cleaning agents are corrosive by nature, and if not rinsed their residue can cause permanent damage



If other hospital-grade cleaning agents are used, follow the instructions provided by the manufacturer



After cleaning rinse surfaces using a water-dampened cloth, and dry thoroughly as some cleaning agents are corrosive by nature, and if not rinsed their residue can cause permanent damage

A Few Notes of Caution

- *Acidic or abrasive cleaners* can damage laminate surfaces; do not use them.
- *Hair, textile and food dyes* can cause permanent stains. If spilled, wipe it up immediately with dish-washing detergent or an all-purpose cleaner.
- *Steel wool and other abrasive pads* will damage the laminate face. Do not use them for cleaning.
- *Drain and Toilet bowl cleaners* contain harsh chemicals that can cause permanent damage. If spilled, wipe up immediately, wash surface with soapy water and rinse several times.


swatches are digital reproductions. perceived texture and coloring may vary on finished product. monitor settings effect appearance

^R recommendations do not serve as a product guarantee. use manufacturer instructions ^S the term "safe" herein, pertains to surface effects and not in reference to human health

Intensa® Standard Vinyl TIER 1



AL ALABASTER




AQ AQUA GREEN




AR ARTICHOKE




BL BLACK




BU BLUE




BT BRITISH TAN




DO DOE



DB DUSTY BLUE



GR GRAY




MO MOSS




NA NAVY




NO NORTHWOODS




OG OCEAN GREY




PM PALM




PL PEARL




PU PLUM




ST SADDLE TAN




SH SHADOW




WH SUPER WHITE




TL TEA LEAF



TE TEAL



VI VIOLET



WG WARM GRAY



WW WEDGEWOOD

swatches are digital reproductions. perceived texture and coloring may vary on finished product
monitor settings effect appearance. order physical swatches using chart links on page 42



Tier 1 Vinyl colors (above) sold by the yard: \$60 per yard, 1 yard minimum, plus freight


Olympus TIER 6



OLY204 DUNE



OLY202 CORIANDER



OLY213 LAUREL



OLY210 ADMIRAL



OLY01 MELON



OLY09 FERN



OLY208 SHOYA

Natural World TIER 6



NTL221 TIMBER



NTL223 MARIGOLD




NTL222 JUNIPER




NTL228 WALNUT


Raffia TIER 5




SCP2270 ACADEMY




SCP2150 SHOW




SCP2230 CINEMA




SCP2210 SILVER SCREEN



SCP2130 FLICK




SCP2190 PREMIER



SCP2310 PRODUCER


Tessuto TIER 3



SEN224 VENETTO



213 BELLINI



SEN220 MALTA




219 MARBLE



SEN222 LIME




229 MURANO




234 PALAZZO



217 SENECA




SEN225 MINK




233 ADRIATIC



228 MARCO



231 MAJESTY



230 TRUFFLE

Galveston TIER 6

				
GV-004 TWILIGHT	GV-003 CACTUS	GV-007 CREAM	GV-011 OXBLOOD	GV-016 WINCHESTER
				
	GV-010 CEDAR	GV-026 STUCCO	GV-017 DESERT	GV-014 STREAM

Belmont TIER 4

				
BL-002 CITRUS	BL-009 CLEMINTINE	BL-007 SISAL	BL-004 OPAL	BL-024 TIDAL
				
	BL-016 STONE	BL-000 GRAVEL	BL-027 PATINA	BL-017 DUNE

Icon TIER 3

				
IC-003 CELERY	IC-010 COFFEE	IC-013 GRASS	IC-034 MARINE	IC-001 SANGRIA
				
	IC-017 SAND	IC-014 OCEAN	IC-019 TERRA	IC-027 ALMOND

Midway TIER 2

				
MW-007 CEMENT	MW-009 COPPER	MW-017 SAND	MW-023 SPA	MW-003 MOSS
				
	MW-013 ALGAE	MW-004 INDIGO	MW-000 STONE	MW-016 HAZE
				
	MW-027 WHEAT	MW-002 SUNSHINE	MW-014 SKYLIGHT	MW-006 STORM

swatches are digital reproductions. perceived texture and coloring may vary on finished product monitor settings effect appearance. order physical swatches using chart links on page 42

Guardian TIER 2

1325 ARMOR	1305 CONVOY	1323 MOAT	1319 SIREN
1324 SENTRY	1311 FENCE	1318 STEEL	1304 LATCH

Savoy TIER 2

9517 EUCALYPTUS	9524 BLACK	409 WARM TAUPE	9516 INDIGO
-----------------	------------	----------------	-------------

Cassara TIER 2

9611 AMETHYST	9613 CORK	9607 PATINA	9604 INDIGO
---------------	-----------	-------------	-------------

Modena TIER 1

2013 TITAN	2022 ELEPHANT	2002 BLUEBIRD	2008 SEAGRASS
2014 INK	2019 NUTMEG	2007 FRESH	2001 FARRO

Masiala TIER 2

321 BLUESTAR	320 DEMIN	311 UNDERWATER	313 WOODLET
304 CALM	306 BLACK WALNUT	309 BERRY BUSH	317 DAMASCUS

Dolce TIER 2



6727 METEOR



6717 MOSS




6724 JET




6725 INDIGO

Patriot Plus TIER 2



432 IMPERIAL BLUE



8602 OATMEAL



8604 CONCRETE



8567 DOVE



454 ROYAL BLUE



427 BLUERIDGE




8584 TAUPE



8516 CHESTNUT




8611 TERRA COTTA



8504 SAND




8533 PORT




8626 EUCALYPTUS

Renaissance TIER 2



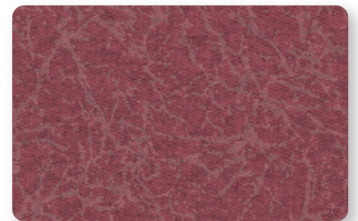
9214 STEEL BLUE



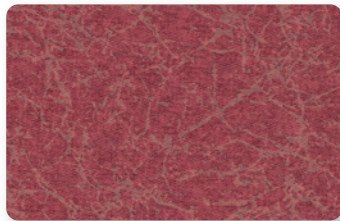
9201 COBBLESTONE




9205 GYPSUM




9208 WINEBERRY




9203 PYRITE



9207 ICE BLUE



9210 CYPRESS



9212 BLUE JADE



Color Variations swatches are digital reproductions. perceived texture and coloring may vary on finished product
 monitor and printer settings will effect appearance of color and texture
 order physical swatches using chart links on page 42

Pricing & Availability current at time of publication & subject to change without notice

Contact Customer Service for most current information, pricing, availability, freight quotes, and support
 +1.336.884.4096 | intensa@grahamfield.com



Price Tier and Care Quick Reference | Care Codes detailed on next page | Link Icon connects to complete pattern selection, spec sheet, and care guide.

Stinson®	tier	care	link	Stinson®	tier	care	link	Stinson®	tier	care	link	Stinson®	tier	care	link	Stinson®	tier	care	link
Alamo	2	W	🔗	Criss Cross ^{2.0}	2	W-S	🔗	Loophole ^{2.0L}	3	W	🔗	Promenade ^{2.0L}	5	W	🔗	Sleek ^{2.0⁹}	3	W-S	🔗
Amplify	2	W-S	🔗	Discovery	3	W-S	🔗	Lunaria ⁹	6	W	🔗	Raffia ^{2.0}	5	W	🔗	Smoothie ^{2.0}	3	W-S	🔗
Arbor	3	W	🔗	English Pub ⁹	3	W-S	🔗	Matrix ^{9L}	2	W-S	🔗	Rally ^{2.0⁹}	2	W-S	🔗	Stat Con ⁹	6	W	🔗
Ardent	2	W	🔗	Essential	2	W-S	🔗	Meteor	6	W	🔗	Rialto ^{9L}	3	W-S	🔗	Stitch in Time ^{9L}	1	W-S	🔗
Avant	3	W-S	🔗	Fizz ^{2.0}	4	W	🔗	Mica ^{2.0⁹}	4	W	🔗	Riverstone	3	W	🔗	Strand ^{2.0⁹}	3	W-S	🔗
Bandwidth	6	W	🔗	Flanders	3	W-S	🔗	Moccasin ^{2.0}	3	W	🔗	Rogue II ⁹	2	W-S	🔗	Stride	3	W	🔗
Blend	2	W	🔗	Flip ⁹	6	W	🔗	Montana ^{2.0}	3	W	🔗	Round Trip	6	W	🔗	Sumi	6	W-S	🔗
Blink Ombre	5	W	🔗	Frequency ^{2.0}	5	W	🔗	Natural World ^{2.0}	6	W-S	🔗	Route	2	W	🔗	Tendril ^{2.0L}	2	W	🔗
Box Chain	2	W	🔗	Fuse ^{2.0}	2	W-S	🔗	Naugasoft ^{9L}	3	W-S	🔗	Runway	3	W-S	🔗	Tessuto ^{2.0}	3	W	🔗
Burkshire	4	W-S	🔗	Gabby	2	W-S	🔗	Nishiki ^{2.0}	3	W-S	🔗	Sand Wave	9	W-S	🔗	Tilt	2	W	🔗
Cassidy ^{2.0}	2	W-S	🔗	GeoMet ^L	2	W	🔗	Obi Stripe	6	W	🔗	Satchel	3	W-S	🔗	Tinker	6	W	🔗
Cesto	3	W-S	🔗	Grille ^{2.0}	3	W	🔗	Orbit ^{2.0}	3	W	🔗	Scout ^{2.0}	3	W-S	🔗	Topography	5	W-S	🔗
Channel ^{2.0}	3	W-S	🔗	Hopsack	3	W	🔗	Oxford ^{2.0}	3	W	🔗	Script ^{2.0}	4	W	🔗	Touchstone	3	W-S	🔗
Cirque ^{2.0}	5	W	🔗	Kusari ^{2.0⁹}	3	W	🔗	Painted Moon	5	W-S	🔗	Sea of Clouds	5	W-S	🔗	Vector	4	W	🔗
Citadel	3	W-S	🔗	Lara	2	W	🔗	Pebble Trail	5	W	🔗	Sentiero	3	W-S	🔗	Walk the Line ^{2.0}	6	W	🔗
Clean Slate ^{2.0}	3	W	🔗	Laredo ^{2.0⁹}	2	W-S	🔗	Ping Pong	6	W	🔗	Sentry-HC ^{2.0}	3	W	🔗	Watercolor Grid	6	W	🔗
Connect ^{2.0L}	2	W	🔗	Lattice	2	W	🔗	Pod	6	W	🔗	Shantung ^{2.0}	3	W	🔗	Weft	2	W	🔗
Core ^{2.0}	2	W	🔗	Level ^{2.0}	3	W	🔗	Polygon	6	W	🔗	Sirocco	6	W	🔗	Willow Wave	6	W-S	🔗

Non-PVC ^F	tier	care	link
Arioso ^{9L}	7	W	🔗
Attaché ⁹	3	W	🔗
Bond ^{9L}	6	W	🔗
Chaos ⁹	10	W	🔗
Composite ⁹	10	W-S	🔗
Corium ^{9L}	7	W-S	🔗
Didi ⁹	6	W-S	🔗
Effervescence ^{2.0^{9L}}	8	W-S	🔗
Etch ⁹	8	W	🔗
Fiberdrill ^{9L}	5	W	🔗
Fiddlesticks ⁹	10	W-S	🔗
Flare ⁹	10	W-S	🔗
Galileo ⁹	7	W-S	🔗
Impress ^{9L} w/StaKleen™	5	W-S	🔗
Jax ⁹	8	W	🔗
Katsura ⁹	7	W-S	🔗
Kid ⁹	5	W-S	🔗

Non-PVC ^F	tier	care	link
Mesa ^{9L}	C	W-S	🔗
Modena ^{2.0^{9L}}	7	W-S	🔗
Petal Dots ⁹	8	W-S	🔗
Rain Pool ⁹	8	W-S	🔗
Savile ⁹	7	W-S	🔗
Sedona ^{9L}	C	W-S	🔗
Silicone-Avail ⁹	10	W-S	🔗
Silicone-Downtown ^{9L}	10	W-S	🔗
Silicone-Uptown ^{9L}	10	W-S	🔗
Stage ⁹	5	W-S	🔗
Stallion ⁹	6	W-S	🔗
Staple ⁹	2	W	🔗
Sundance ^{9L} w/StaKleen™	5	W-S	🔗
Tender ^{9L}	C	W-S	🔗
Terra ⁹	8	W	🔗
Volterra-HC ^{9L}	C	W-S	🔗
Wyatt ^{9L}	3	W-S	🔗

Patty Madden ^F	tier	care	link
Affinity ^{2.0L}	6	W	🔗
Bari ^{2.0}	6	W	🔗
Bubblerrake ^{2.0}	9	W	🔗
Cassiopeia ⁹	9	W-S	🔗
Eli ^{2.0L}	3	W	🔗
Hashtag	5	W	🔗
Intersect	9	W	🔗
Juxy ^{2.0}	6	W	🔗
La Scalina ⁹	8	W	🔗
Lava ^{2.0}	9	W	🔗
Lens ⁹	9	W-S	🔗
Live Wire	6	W	🔗
Martini ^{2.0}	6	W	🔗
Median	6	W	🔗
Odeon	9	W	🔗
Olympus ^{2.0L}	6	W	🔗
Origami	9	W	🔗

Patty Madden ^F	tier	care	link
Orvilla ⁹	9	W	🔗
Parasail	8	W-S	🔗
Perspective ^{2.0L}	6	W	🔗
Prisma ^L	3	W	🔗
Raya ^L	6	W	🔗
Revolve ^{2.0}	9	W	🔗
Ripple ^{2.0}	9	W	🔗
Rivera ^{9L}	3	W	🔗
Scoprena	9	W	🔗
Swizzle	8	W-S	🔗
Twist	9	W	🔗
Verge	9	W	🔗
Vortexia ^{2.0}	9	W	🔗
Waterwand ^{2.0L}	6	W	🔗
Wicker ^{2.0}	6	W	🔗
Winnily ^L	5	W	🔗
Ybor ^L	3	W	🔗

Michael Graves ^F	tier	care	link
Entrada ^{9L}	2	W	🔗
Excursion ^{9L}	2	W	🔗
Latitude ^{9L}	2	W	🔗
Valise ^{9L}	2	W-S	🔗

🔗 CF Stinson Portfolio Approved Vinyl Upholstery

Spradling®	tier	care
Guardian	2	S
Savoy	2	S
Cassara	2	S
Modena	1	S
Masialas	2	S
Dolce ⁹	2	S
Patriot Plus	2	S
Renaissance	2	S

Mayer Fabrics	tier	care	link
Belmont	4	W-S	🔗
Caressa	3	CFC	🔗
Catwalk	4	CFC	🔗
Chaps	4	W-S	🔗
Cirque	4	CFC	🔗
Etch	2	CFC	🔗
Explorer	2	W-S	🔗
Galveston	6	CFC	🔗

Mayer Fabrics	tier	care	link
Icon	3	W-S	🔗
Imprint	2	CFC	🔗
Interlace	4	CFC	🔗
Key Largo	2	W-S	🔗
Kinsey	2	W-S	🔗
Ludlow	2	W-S	🔗
Lyric	2	W	🔗
Matka	3	W-S	🔗

Mayer Fabrics	tier	care	link
Maverick	2	W-S	🔗
Midway	2	W	🔗
Mingle	3	W-S	🔗
Mode	4	CFC	🔗
Noble	2	CFC	🔗
Outback	2	W-S	🔗
Ryder	2	W-S	🔗
Silverweave	4	CFC	🔗

Mayer Fabrics	tier	care	link
Sketch	3	W-S	🔗
Sonnet	4	W-S	🔗
Spartan	2	W-S	🔗
Truss	4	W-S	🔗
Verona	3	W-S	🔗
Zip	2	CFC	🔗

Intensa®	tier	care	link
Standard Vinyl ⁹	1	D	—
Venue ⁹	2	D	🔗
Vista	2	D	🔗

🔗 link to pattern swatch, spec, and care | ^F by CF Stinson | ^L limited availability on certain colors | ⁹ product is not CFFA-HealthCare | ^{tier C} Call for pricing





RECOMMENDED Care & Cleaning

tier 1 standard vinyl - industry standard colors



Regular Cleaning & Maintenance

Clean the soiled area with mild soap and water, then rinse with fresh water and wipe dry with a clean cloth.



Food Stains / Oils

Wipe affected area with a soft cloth or soft bristle brush using a non-abrasive cleaner, for example Formula 409® or Fantastik®. Rinse with fresh water and wipe dry.



Difficult Stains

Clean the soiled area with 50% a solution of isopropyl Alcohol and water. It is important to rinse the cleaned area with fresh water after applying the alcohol solution.



Healthcare / Disinfection

Clean the soiled area with a 10% solution of Household Bleach and water. It is important to rinse the cleaned area with fresh water after applying the bleach solution.

Example

Dirt
Dust
Grime

Ketchup
Chocolate
Coffee
Tea
Juice

Eyeshadow/
Mascara
Lipstick
Crayon
Grease
Mustard

Blood
Urine
Betadine

Disinfectants

In addition to cleaning, healthcare facilities maintain disinfecting regimens to reduce the spread of infections. There is a wide variety of available biocides that include bleaches, peroxides and quaternary ammonium products, among others. They should always be used at the recommended dilution, never in concentrated form. To prolong the life of coated fabrics, the disinfectants should be rinsed off after each use. It should be noted that misuse of disinfectants is the major source of surface deterioration.

For Color Transfer

Certain clothing and accessory dyes (such as those used on denim jeans) may migrate to lighter colors. This phenomenon is increased by humidity and temperature and is irreversible. Neither the manufacturer nor GF Health Products, Inc. is responsible for any damages caused in this manner. Please check compatibility when using this product in combination with painted or varnished surfaces.

Note: The cleaning products recommended were used in a laboratory setting. This information is not a guarantee and does not relieve the user from the responsibility of the proper and safe use of the product and referenced cleaning agents. Neither the manufacturer nor GF Health Products, Inc. has a relationship with the manufacturer of these cleaning products.

Stinson MAYER RECOMMENDED Care & Cleaning Codes

use chart links on previous page for full details

W

Clean with water-based foam or water-based cleaners only. Do not use solvents. We recommend using a professional cleaning service.

Bleach solutions of up to 10% may be used for more difficult stains.

W-S

For water-based stains use water-based cleaners. For oil-based stains use solvent-based cleaners. We recommend using a professional cleaning service. Bleach solutions of up to 20% may be used for more difficult stains.

Crypton® Cleaners are recommended to clean many of Stinson's fabrics. These specifically developed cleaners are water-based, pH neutral, biodegradable, easy to use, and do not contain bleach, solvents or harsh chemicals. [Crypton® Cleaners](#)

S

Clean the whole surface in a circular motion using pH neutral liquid hand soap and water (1 part soap to 9 parts water). Wipe with a clean damp cloth to get rid of any excess soap. Repeat as needed and then let dry.

D

After disinfection, hand dish-washing soap and water or Formula 409® may be used with a soft cloth or damp sponge to remove chemical residue. After cleaning, rinse area with clean water, then dry with a clean, lint-free cloth. Water rinse recommended after each disinfectant application.

CFC

Clean with mild soap and water or Fantastik® or Formula 409® may be used with a soft cloth. More stubborn stains may be eliminated using a cotton cloth soaked in 70-91% of isopropyl alcohol. Wipe without spreading stain to surrounding area. Repeat with vigorous rubbing in a circular motion. For textured material, a soft brush is recommended. Rinse with fresh water and wipe dry.

Note: The cleaning products recommended were used in a laboratory setting. This information is not a guarantee and does not relieve the user from the responsibility of the proper and safe use of the product and referenced cleaning agents. Neither CF Stinson LLC, Mayer Fabrics, nor GF Health Products, Inc. has a relationship with the manufacturer of these cleaning products.



SPRADLING®

RECOMMENDED Care & Cleaning

Clean within 24 hours to avoid permanent stains in the surface. After this time has elapsed, effectiveness drops to 50%.



We recommend cleaning at least once a week to extend the lifespan of the upholstery, which will prevent dirt and contamination buildup and permanent staining. In the event of a spill, wipe off any excess right away with a dry white cloth or fabric, but careful not to spread to remaining surface.



Clean the whole surface in a circular motion using pH neutral liquid hand soap and water (1 part soap to 9 parts water). Check the Approved Cleaners guide for recommended cleaning products. Wipe with a clean damp cloth to get rid of any excess soap. Repeat as needed and then let dry.



If there is any buildup that cannot be removed with soapy water, a mixture of alcohol and water (1 part isopropyl alcohol to 9 parts water) can be used as a last resort. Remember, using alcohol on a regular basis can affect the properties of the product.



Once a month, you can use a soft-bristle brush for a deeper cleaning. Remember, light colors need more care, more often.

Some products have more detailed procedures and/or restrictions; see specifics in below guides:

[Cleaning Guides specific for each finish.](#) [www.spradling.group]

[Guide to Healthcare Surface Disinfection for the Real World.](#) [www.spradling.group]

Disinfectants

There is a wide variety of available biocides that include bleaches, peroxides and quaternary ammonium products, among others. They should always be used at the recommended dilution, never in concentrated form. To prolong the life of coated fabrics, the disinfectants should be rinsed off after each use.

If you need to disinfect the product because it has come into contact with organic material (blood, urine or fecal matter), check the [disinfection guide](#) for appropriate cleaning products. Clean with a clean white cloth or fabric. If you choose to use a bleach solution, only use 0.5% concentration (1 part bleach to 10 parts water). Rinse and wipe with a clean damp cloth to get rid of any excess and dry.

For Color Transfer

Our products don't transfer onto other materials, but some clothing items (like jeans, microfibers and dark fabrics) could transfer their color to the coated fabrics, depending on how they are dry-cleaned. This happens more with dampness and higher temperatures and is irreversible. Neither GF Health Products, Inc. nor Spradling International, Inc. is responsible for any damages caused in this manner. Please check compatibility when using this product in combination with painted or varnished surfaces.

Note: The cleaning products recommended were used in a laboratory setting. This information is not a guarantee and does not relieve the user from the responsibility of the proper and safe use of the product and referenced cleaning agents. Neither Spradling International, Inc. nor GF Health Products, Inc. has a relationship with the manufacturer of these cleaning products.

f this section of cleaning guide does not apply to Dolce fabric

Product Index

click listing to jump to page

Put a little
COLOR
in your
exam
room
with **intensa**
by graham-field



990 SERIES Physician Exam Stools	4
980 SERIES Physician Exam Stools	5
970 SERIES Physician Exam Stools	6
960 SERIES Physician Exam Stools	7
950 SERIES Physician Exam Stools	8
940 SERIES Physician Sit/Stand Stool	8
930 SERIES Physician Exam Stools	9
920 SERIES Physician Exam Stools	9
870 SERIES Laboratory Seating	10
860 SERIES Laboratory Seating	11
840 SERIES Laboratory Seating	13
830 SERIES Laboratory Seating	16
810 SERIES Laboratory Seating	17
740 SERIES Hydraulic Surgical Seating	19
HSS500 SERIES Hydraulic Surgical Seating	19
IN601 SERIES Pivot-Arm Clinical Care Recliners	20
IN597 SERIES Ortho-Biotic™ II Clinical Care Recliners	21
IN587 SERIES Extra Wide Clinical Care Recliners	22
IN566 SERIES Deluxe Clinical Care Recliners	23
IN577 SERIES Multi-Care Recliners	24
600 SERIES Blood Draw / Phlebotomy Seating	24
460 SERIES Exam Room Treatment Tables	25
420 SERIES Exam Room Treatment Tables	25
410 SERIES Exam Room Treatment Tables	26
RT400 SERIES Replacement Exam Table Tops	28
RT300 SERIES Replacement Exam Table Tops	29
RT200 SERIES Replacement Exam Table Tops	29
RT100 SERIES Replacement Exam Table Tops	29
200 SERIES Wallsaver Patient / Guest Seating	30
170 SERIES Overbed Tables	31
100 SERIES Step Stools	32
500 SERIES Exam Light	33
130 SERIES IV Pole	33
Footnote Legend	33
Order Numbering Multiple Options & Codes	34
Customer's Material Requirements	34
Additional Information Notices & Links	34
Physician & Laboratory Seating Options	34
Clinical Care Recliner Options & Accessories	35
Overbed Table Finish Swatches & Care	36
Tier 1 Vinyl Upholstery Standard Collection Swatches	37
Stinson® Vinyl Upholstery Pattern Collection Swatches	38
Mayer Vinyl Upholstery Texture Collection Swatches	39
Spradling® Vinyl Upholstery High Performance, Green Collection Swatches	40
Spradling® Vinyl Upholstery Performance Collection Swatches	41
Spradling® Vinyl Upholstery Premiere Collection Swatches	41
Approved Vinyl Upholstery Tier, Care, Link, & Swatch Chart	42
Vinyl Upholstery Recommended Care, Cleaning & Disinfection	43
Vinyl Upholstery Composition, Finish, & Performance Comparison Chart	44

click listing to jump to page





A Better Healing Environment Better Results



published **March 2026**

GF Health Products, Inc. is an
ISO 13485:2016 / MDSAP Certified Company

GF1800088 RevU26

Intensa, Inc. | 1810 S. Elm Street | High Point, NC 27260 | USA
+1 336.884.4096 | intensa@grahamfield.com | intensa.net

© 2015, GF Health Products, Inc. All Rights Reserved | Intensa, Inc. is a wholly owned subsidiary of GF Health Products, Inc. | Stinson and Zeron are registered trademarks of C. F. Stinson, LLC.
| Intensa, Dura-Gel, and SOCK-IT-GUARD are registered trademarks of GF Health Products, Inc. | Spradling, Neo, EcoSense, Hi-Loft, PBG+, Permablok, Permaguard, Permablok Plus, and Sureguard are trademarks of Spradling Holdings, Inc.
| Crypton is a registered trademark of Crypton LLC | Tente is a registered trademark of TENTE International | Formula 409 is a registered trademark of The Clorox Company. | Fantastic is a registered trademark of S.C. Johnson & Son, Inc.

