



Balance

Behavioral Health Product Overview

published **January 2025**





Night Stands



BHT 1000
Desk
\$689



BHC 1020
Open Shelf Night Stand
\$862



BHC 1000
Single Drawer Shelf/
Night Stand
\$892



BHC 1005
Single Drawer, Door AV
Cabinet/Night Stand
\$1100



BHC 1015
Door AV Cabinet/
Night Stand
\$988



BHC 1010
Three Drawer/
Night Stand
\$1187

safety
is our focus



Safety and serenity should go hand in hand. Intensa’s Behavioral Health line is specially made for the comfort and security of the patients who need it most. Caregivers can rest assured knowing that Intensa will provide casework that will help eliminate pinch points, reduce access to assembly points and has no hooks. We use cam lock, steel-on-steel construction for the best security available and offer rounded edges and sloped tops to reduce the risk of ligature and garroting. All of our units are shipped fully assembled which ensures accurate alignment of the cabinets as well as reduced installation costs. Keep your patients safer and comfortable with Balance casework from Intensa.



BHW 1005
Shelved Wardrobe
\$1884



BHW 1010
Wardrobe
\$2152



BHW 1000
Slant Door Wardrobe
\$2451



BHW 1015
Closed Wardrobe
\$2325

 [Wardrobe — Product Info](#)

 [Finish Options](#)

architectural *vision*

Intensa's Balance allows today's architects, designers and facility planners to create healing and wellness zones offering an extensive selection of design options. These options promote all aspects of wellness to the patient and families while maximizing all available efficiencies to recovery providers.





BHB 1000
BHH 1000
Bed & Headboard†
Requires 80" x 36" mattress†

BHB 1000	BHH 1000
\$2230	\$321

adaptation

continuously evolving

Rapidly changing healthcare and wellness facilities emerging as leaders today face challenges of obsolescence tomorrow. Intensa's Balance is continuously evolving designs to help today's wellness care providers keep pace with today's patient needs and requirements.



Color Variations Furniture & finishes are digital reproductions. Perceived texture and coloring may vary on actual finished product. Monitor and/or printer settings will effect appearance of color.

Features



Drawer glide prevents unauthorized removal
All doors and shelves are non-removable



Sloped top for safety and cleaning
Units are shipped fully assembled which means accurate alignment of cabinets is assured and may save additional installation cost



Rounded edges for safety
Cabinets are finished inside and out on all four sides for sanitary control



Extended hasp for extra security



Tamper-proof screws and brackets on all exposed connections
Steel on steel constructed cam locks located in non-accessible locations



Full-length hinges for strength
All units can be provided with pre-drilled holes and location strips for bolting to wall and floors

Nailer boards included



Brushed recessed safety pulls
Single Lock Double Lock or Gang Locks Available - details on page 11



Heavy duty edge, bases and surfaces now made with TFL (Thermally Fused Laminate)

Contribute to LEED points for materials and resources


sustainable value

Intensa's Balance solutions allows for cost reductions through installation ease, design updates, re-configuration of existing product and replacement of damage components. In addition, our re-configurable modularity helps reduce disposal and incineration cost of existing fixed or built-in cabinetry. Balance depreciates in 7 years as compared to 39 years for a fixed or built-in product.

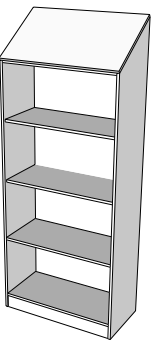




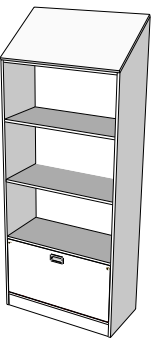
Specifications



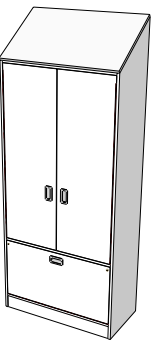
BHW 1000
Slant Door Wardrobe
weight: 326 lb • 147.87 kg



BHW 1005
Shelved Wardrobe
weight: 280 lb • 127.01 kg




BHW 1010
Wardrobe
weight: 290 lb • 131.54 kg



BHW 1015
Closed Wardrobe
weight: 326 lb • 147.87 kg

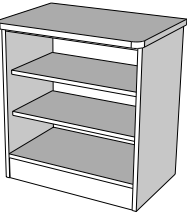
Wardrobe Dimensions w / d / h: 36 / 16 / 90 inch • 91.44 / 40.64 / 228.5 cm



BHT 1000
Desk
weight: 68 lb • 30.84 kg




BHC 1000
Single Drawer Shelf/Night Stand
weight: 128 lb • 58.06 kg



BHC 1020
Open Shelf Night Stand
weight: 112 lb • 50.80 kg



BHC 1005
Single Drawer, Door AV Cabinet/
Night Stand
weight: 138 lb • 62.60 kg

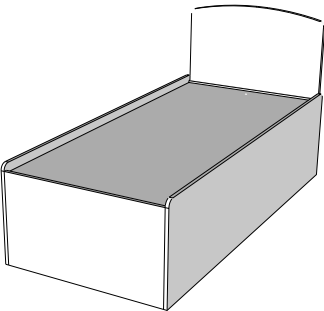


BHC 1015
Door AV Cabinet/Night Stand
weight: 132 lb • 59.87 kg



BHC 1010
Three Drawer/Night Stand
weight: 132 lb • 59.87 kg

Night Stand Dimensions w / d / h: 27 / 18.625 / 29 inch • 68.58 / 47.3075 / 73.66 cm



BHB 1000
BHH 1000
Bed & Headboard[†]
Requires 80" x 36" mattress[†]

Headboard Dimensions w / l / thick: 36 / 42 / 1.25 • 91.44 / 106.68 / 3.175 cm | weight: 37 lb • 16.78 kg
Bed Dimensions w / l / h: 37.5 / 82.25 / 22 • 95.25 / 208.915 / 55.88cm | weight: 360 lb • 163.29 kg

Lock Options

- SL - Single Lock \$70
- DL - Double Lock \$82
- GL - Gang Lock \$402
- CL - Combination Lock \$142

Digital and Wireless Locks Available

 Balance — Product Info

 Finish Options

environmental stewardship

Intensa's Balance supports practical, economical and sustainable manufacturing aligning itself with suppliers who share our vision and commitment to a "green" stewardship toward our environment. Our LEED endorsements promote the reduction of air pollutants, waste, and materials needed, while improving air quality and occupant wellness.





hai

awareness

Along with being aesthetically gratifying, Intensa's Balance was designed to be easily cleaned, offering finishes that are durable and will hold up to today's stringent cleaners. All Balance finishes are applicable to today's health care facilities stringent house keeping requirements.



published **January 2025**

GF Health Products, Inc. is an
ISO 13485:2016 / MDSAP Certified Company

GF1600144RevF24

Intensa, Inc. | 1810 S. Elm Street | High Point, NC 27260 | USA
+1 336.884.4096 | intensa@grahamfield.com | intensa.net

Manufactured in the USA

© 2016, GF Health Products, Inc. All Rights Reserved | Intensa, Inc. is a wholly owned subsidiary of GF Health Products, Inc. | Intensa is a registered trademark of GF Health Products, Inc. | Wilson Art is a registered trademark of Wilsomart LLC.

